

Smiles

Jenny Dooley - Virginia Evans
Series Consultant: Bob Obee
Translations by N. Mukhamedjanova

Pupil's Book

for Kazakhstan Grade 2

2



Express Publishing

Smiles

Activity Book
for Kazakhstan Grade 2

ENGLISH

АҒЫЛШЫҢ ТІЛІ

АНГЛИЙСКИЙ ЯЗЫК

Жалпы білім беретін мектептің 2-сыныбына арналған оқулық

Қазақстан Республикасының Білім және ғылым министрлігі бекіткен

Экспресс Паблшинг баспасы 2017

Jenny Dooley – Virginia Evans
Series Consultant: Bob Obee
Translations by N. Mukhamedjanova



Express Publishing

WWW.ExpressPublishing.kz



CONTENTS



1 All About Me (pp. 4-11)

• Commands • Shapes • Colours • All About Me

2 My Family and Friends (pp. 12-19)

• My Family • Things in a house • My Friends

3 My School (pp. 20-27)

• School things • Around School • Class Photos

4 The World Around Us (pp. 28-35)

• Parts of a house • Pets • My Things • Where is it from?

5 Health and Body (pp. 36-43)

• Parts of a body • Size • Health

6 Traditions and Customs (pp. 44-51)

• Numbers 1-50 • Food • My Birthday • What's it for?

7 The Natural Environment (pp. 52-59)

• Animals • Actions • Seasons • Weather

8 My Holidays and Travel (pp. 60-67)

• Clothes • Weather • Seasons • Holidays and Travel

Round-up (p. 68)

Sing & Do! (pp. 69-89)

My Green Passport (pp. 90-92)

Story Cutouts (pp. 93-126)



WWW



1 All About Me

1 Complete. Draw.

NAME: _____

HEIGHT: _____

HAIR COLOUR: _____

EYE COLOUR: _____

Me!

My Family

Things I Like


2 Complete. Then match.

1 Sta nd up!

3 S ___ d ___ n!

2 C ___ e y ___ r b ___ k!

4 O ___ n y ___ r b ___ k!



4

Cover this page after page 5 of the Pupil's Book.



3 Look and tick (✓) the shapes you can see.

1

rectangle square
 circle triangle

2

rectangle square
 circle triangle

3

rectangle square
 circle triangle


4

rectangle square
 circle triangle

Cover this page after page 7 of the Pupil's Book.



4 What colour are they? Write.



5 Draw and write.

A large rectangular area with a yellow background and blue borders, intended for drawing and writing.

My favourite colour is _____.

6

Cover this page after page 9 of the Pupil's Book.



6 Read and find the **Stickers** at the back of the book!



Cover this page after page 11 of the Pupil's Book.



Storytime



7 Colour. Then complete.



- 1 Look at all the c ___ o ___ r ___ !
- 2 Well done, little ___ rd ___ !

Cover this page after page 15 of the Pupil's Book.

My progress! 10

Look and write.





stand up



stand up
open your book
sit down
close your book

square
rectangle
triangle
circle



red
blue
green
yellow
orange
pink



Tick (✓). I can ...



give and follow instructions.



name shapes and colours, talk about myself.



sing the Hello, Keep moving, Shapes and Goodbye songs.

Board Game 1



10



Oh, no! = Go back to start!

Great! = Play again!



Oh, no!



FINISH





2 My Family and Friends

1 Look, read and match.



1 This is my mummy and daddy.

2 This is my grandma and grandpa.

3 This is my sister Lilly and me.

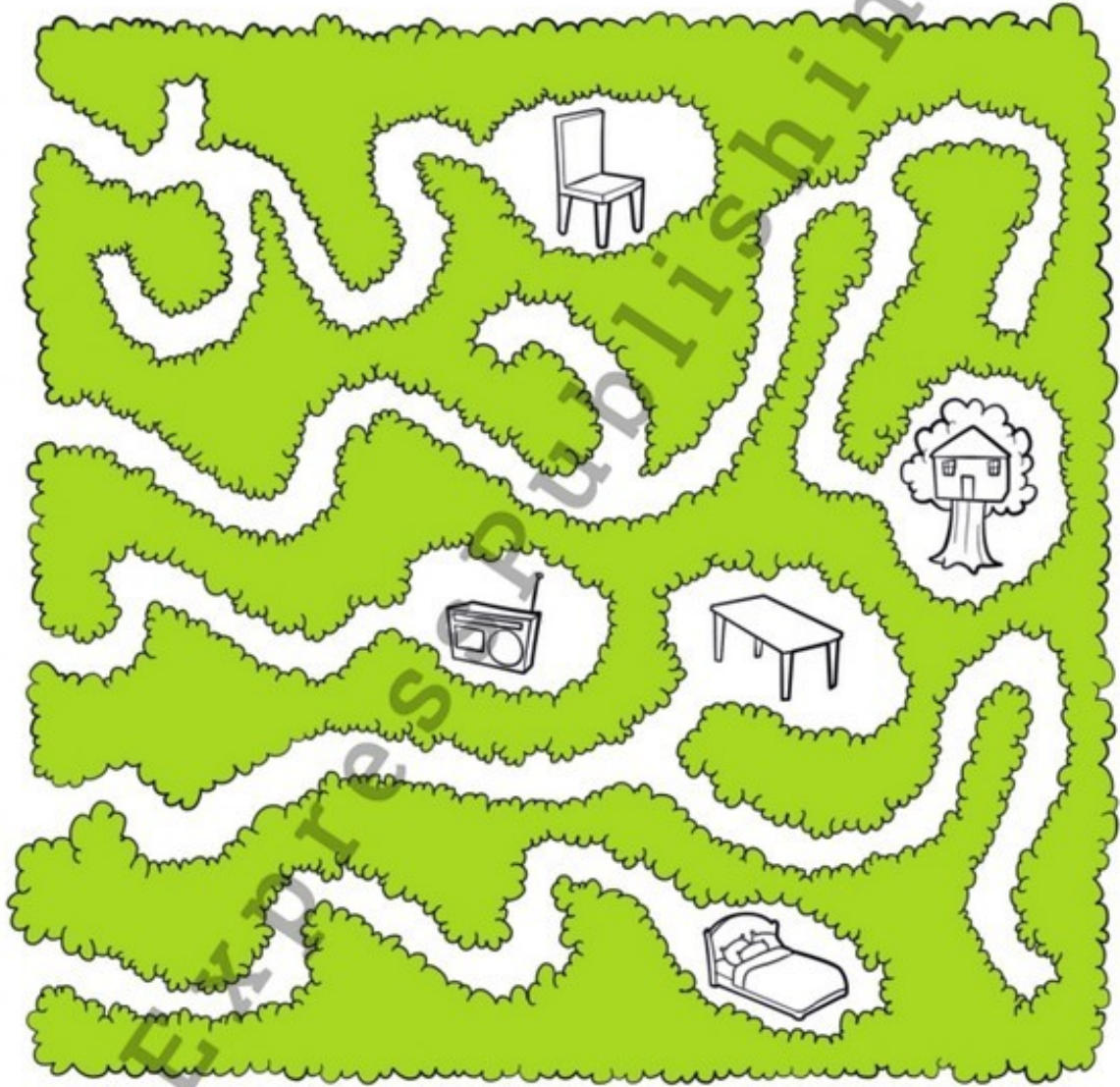

4 This is Charlie.



Cover this page after page 19 of the Pupil's Book.



2 What colour are they? Find and colour. Then write.



- 1 a red chair
- 2 a _____
- 3 a _____

- 4 a _____
- 5 a _____

Cover this page after page 21 of the Pupil's Book.



3 Read, look and write the names.

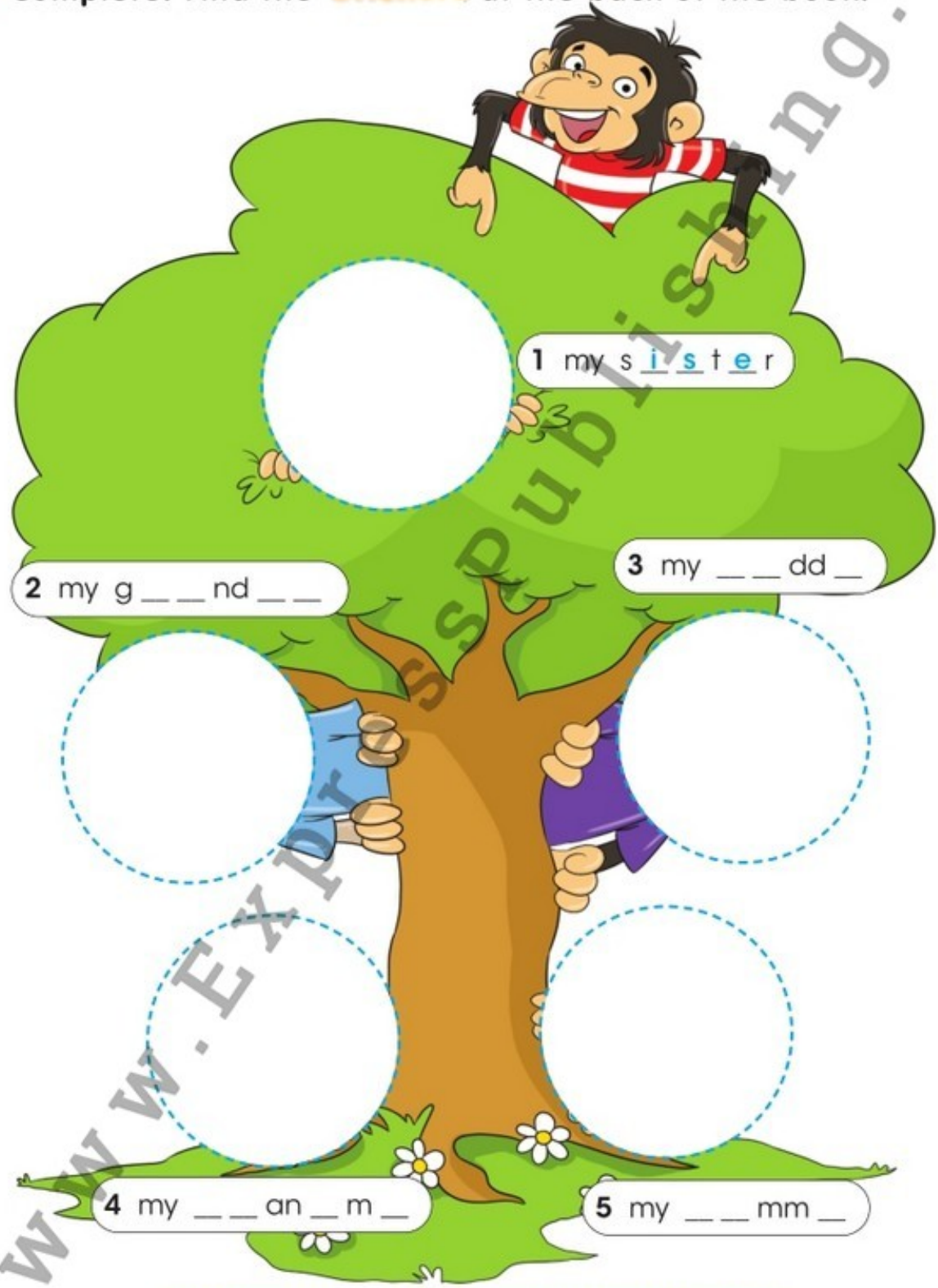


This is me!

Hello! My name is Ulan and this is my family. My mummy's name is Assel and my daddy's name is Aidar. Can you see my little brother Kanat and my sister Dana? We live happily with my grandma Akbota and grandpa Nurzhan. And this is my best friend Berik. We are in the same class!



4 Complete. Find the **Stickers** at the back of the book!




Cover this page after page 25 of the Pupil's Book.



Storytime



5 Colour. Then tick (✓).



1 Silly bee!

2 A real rose ... yummy!

Cover this page after page 29 of the Pupil's Book.

My progress! 20

• Look and write.



tree house

mummy
daddy
sister
grandma
grandpa

tree house
chair
table
radio
bed

• Tick (✓). I can ...



introduce my family and friends.



name things in a house.



sing the My family and My Tree House songs.

Board Game 2

Great!

Oh, no!

Oh, no!



START

Oh, no! = Go back to start!

Great! = Play again!



Oh, no!

Great!

FINISH

3 My School

1 What's this? Look, find and write.



1

It's a _____.



2

It's a _____.




3

It's a _____.



4

It's a **schoolbag**.



5

It's a _____.

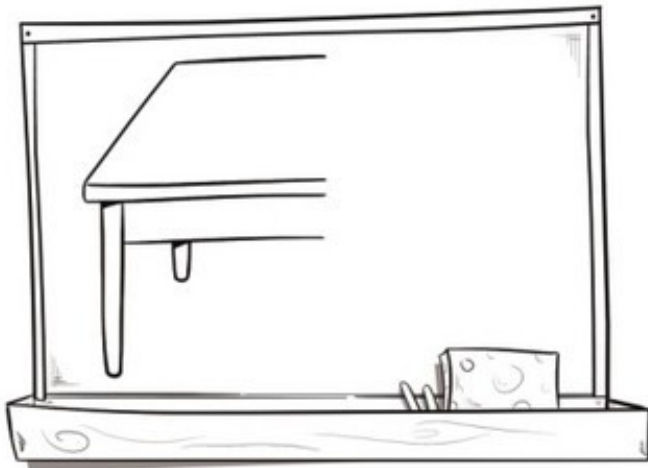


6

It's a _____.




2 Draw. Complete.



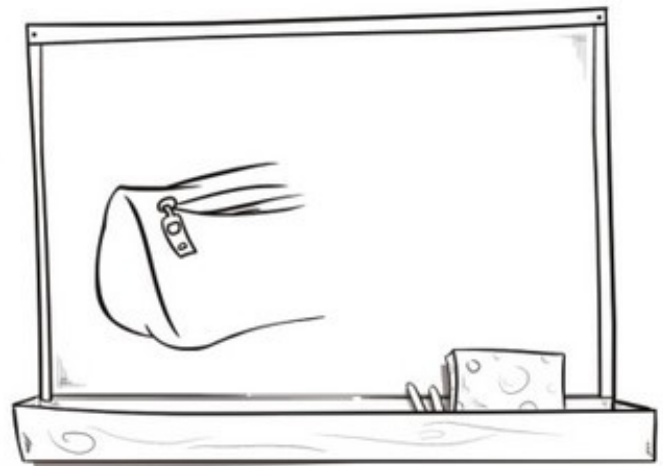
1 d e s k



2 t _ _ _ _ _



3 s _ _ _ _ _



4 p _ _ _ _ _ c _ _ _ _ _

Cover this page after page 35 of the Pupil's Book.



3 What is there around the school? Look, read and put a tick (✓) or a cross (X).

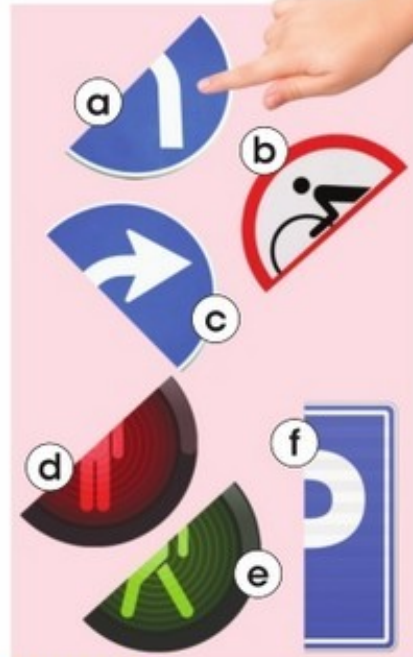


- | | | | | | |
|------------|-------------------------------------|--------------|--------------------------|----------------|--------------------------|
| 1 a house | <input checked="" type="checkbox"/> | 4 a bee | <input type="checkbox"/> | 7 an elephant | <input type="checkbox"/> |
| 2 a statue | <input type="checkbox"/> | 5 a park | <input type="checkbox"/> | 8 a street | <input type="checkbox"/> |
| 3 a bus | <input type="checkbox"/> | 6 a fountain | <input type="checkbox"/> | 9 a tree house | <input type="checkbox"/> |

4 Match the halves. Write.

1 Walk.

- 2 _____
- 3 _____
- 4 _____
- 5 _____
- 6 _____





5 Find the Stickers at the back of the book! Then look and circle.

1 schoolbag

2 rubbers

- A There's one schoolbag.
- B There are two schoolbags.

- A There's one rubber.
- B There are two rubbers.

3 desk

4 sharpener

- A There's one red desk.
- B There's one yellow desk.

- A There's one sharpener.
- B There are two sharpeners.

4 rulers

5 pens

- A There's one ruler.
- B There are two rulers.

- A There's one pen.
- B There are two pens.





Cover this page after page 39 of the Pupil's Book.



Storytime



6 Put the story in order. Number the pictures.



THE END

Cover this page after page 43 of the Pupil's Book.

My progress! 30

• Look and write.



- schoolbag
- pen
- pencil
- book
- ruler
- rubber
- pencil case
- desk
- sharpener
- classroom
- teacher

- school
- house
- statue
- fountain
- street
- park

• Tick (✓). I can ...



talk about my school days, school things and class photos.



name places around my school.



sing the 'I'm ready for school' and 1, 2, 3 songs.

Board Game 3



Oh, no! = Go back to start!

Great! = Play again!





4 The World Around Us

1 Read and tick (✓).

1 Is Lilly in the garden?



Yes, she is.

No, she isn't.

2 Is Liam in the kitchen?



Yes, he is.

No, he isn't.

3 Is Charlie in the tree house?



Yes, he is.

No, he isn't.

4 Is Lilly in the bedroom?



Yes, she is.

No, she isn't.

2 Read and draw. Then colour.



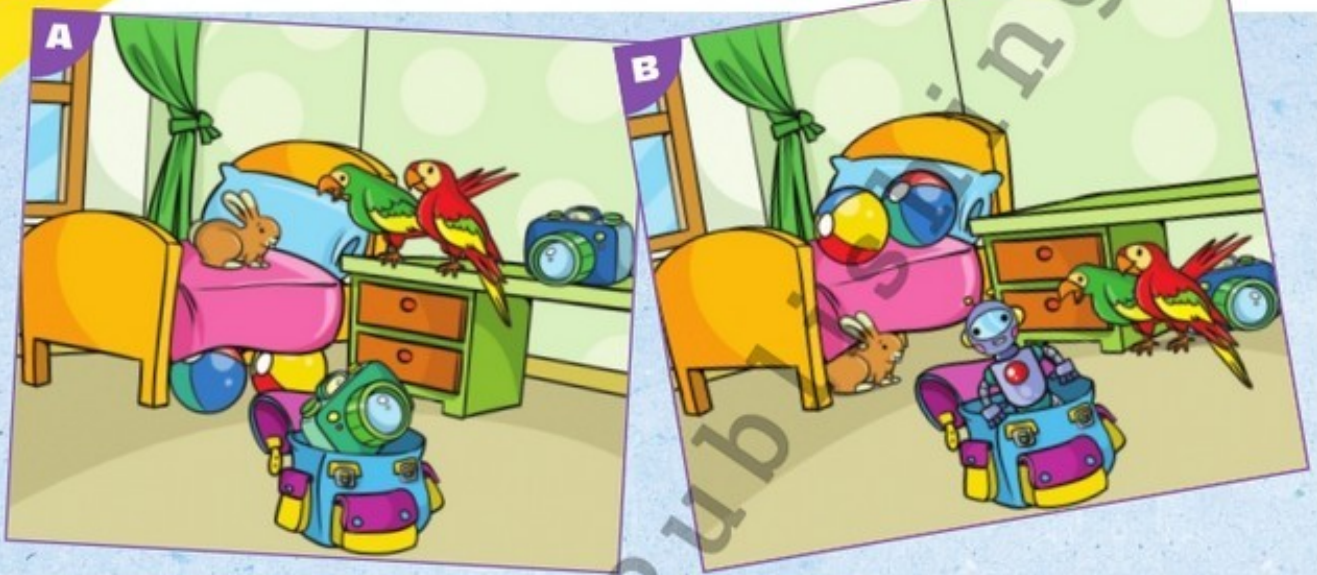
- A pink parrot in the bathroom.
- A blue parrot in the bedroom.
- A green parrot in the living room.
- A yellow parrot in the kitchen.
- A red parrot in the garden.



Cover this page after page 49 of the Pupil's Book.




3 Which picture? Look, read and write A or B.



- 1 There's a rabbit on the bed.
- 2 There are two parrots on the desk.
- 3 There are two balls on the bed.
- 4 There's a robot in the schoolbag.
- 5 There's a camera under the desk.

A

4 Look, read and complete. Use: This, These, That or Those.



These are Nurlan's computers. They're from Kazakhstan.

_____ is Gulnara's ball. It's from Italy.

_____ are Aidar's cameras. They're from the UK.

_____ is Assel's robot. It's from Mexico.



5 Where are Liam, Lilly and Charlie? Follow the lines and find the **Stickers** at the back of the book!



bedroom

garden

kitchen

• **Now look again and write.**

1 Liam is in the _____.

2 Lilly is in _____.

3 Charlie _____.

Cover this page after page 53 of the Pupil's Book.



Storytime



6 Use the code and colour the picture.



Cover this page after page 57 of the Pupil's Book.

My progress! 4

• Look and write.



cat
dog
parrot
rabbit

kitchen
bedroom
living room
bathroom
garden

bath
skateboard
watch
ball
robot
camera
computer

• Tick (✓). I can ...



name rooms.



say what there is in my room.



sing the *Where's Charlie?* and *Follow me* songs.

Board Game 4



START

Oh, no! = Go back to start!

Great! = Play again!





Health and Body

1 Find and circle. Then draw lines and write.



1 hair

H	A	I	R	A	B
F	N	E	Y	E	S
M	O	U	T	H	C
G	S	I	J	K	D
H	E	A	R	S	E



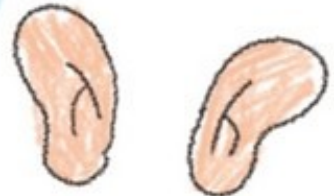
5 _____



2 _____



3 _____



4 _____

2 Read. Colour.

He's got yellow hair.
 He's got green eyes.
 He's got a red mouth.
 He's got a pink nose.
 He's got blue ears.





3 Look, read and circle.

1



She's got a **big** nose.
small

2



He's got **big** eyes.
small

3



She's got a **big** mouth.
small

4



He's got **big** ears.
small

Cover this page after page 63 of the Pupil's Book.



4 Find the words. Label the pictures.



bones



5 Look, read and circle.

1 Milk is good for your



2 Meat is good for your



3 Bread is good for your



4 Fruit and vegetables are good for your





6 Complete. Find the **Stickers** at the back of the book!



The Eatwell Plate



Cover this page after page 67 of the Pupil's Book.



Storytime



7 Look, read and write **A** or **B**.



- | | |
|---------------------------|------------------|
| 1 She's got brown hair. | picture B |
| 2 She's got blue eyes. | picture ___ |
| 3 She's got a big nose. | picture ___ |
| 4 She's got small ears. | picture ___ |
| 5 She's got brown eyes. | picture ___ |
| 6 She's got a small nose. | picture ___ |

Cover this page after page 71 of the Pupil's Book.

My progress! 50

• Look and write.

muscles










hair
eyes
ears
nose
mouth
bones
heart
teeth
muscles
brain
skin

bread
pasta
fruit
vegetables
milk
yogurt
meat
eggs
fish
sweets
cakes

• Tick (✓). I can ...



name parts of the body and talk about size.



say which food is good/bad for me.



sing the *Teddy Bear* and *I'm Big* songs.

Board Game 5





= Go back to start!



= Play again!

16



9



10



15



11



12

FINISH

22



23



6 Traditions and Customs

1 How old am I? Count and write. Then match.



I'm ten.



I'm _____.



I'm _____.



I'm _____.





2 Look, read and tick (✓).

1  

I like apples.

I don't like apples.

2  

I like burgers.

I don't like burgers.

3  

I like sandwiches.

I don't like sandwiches.

I like chips.

I don't like chips.

Cover this page after page 77 of the Pupil's Book.



3 Count and circle.

A eleven + nine =

eighteen

nineteen

twenty

B forty - twelve =

twenty-eight

twenty-nine

thirty

C thirty + twenty =

forty

forty-nine

fifty

D fifty - thirty-three =

seventeen

fifteen

sixteen

E twenty + twelve =

thirty-one

thirty-two

thirty-three

4 Write.

H

11 12 13 13 14 15 16 17 18 11 19 12 14 19 12 20 12



eleven = H
 twelve = A
 thirteen = P
 fourteen = Y
 fifteen = B
 sixteen = I
 seventeen = R
 eighteen = T
 nineteen = D
 twenty = N



5 Circle the words. Find the Stickers at the back of the book!

1 sdapples

2 pechocolate

3 cchipser

4 burgersa

5 aesandwiches

6 bananasi

6 Read and draw and colour.

The tree is for New Year's Day.

The eggs are for Easter Day.


Cover this page after page 81 of the Pupil's Book.



Storytime



7 Look, read and tick (✓).



1 I can see a doll.

2 I can see a radio.

3 I can see a kite.

4 I can see a rose.

5 I can see a ball.

6 I can see a schoolbag.

My progress! 6

• Look and write.



2 3 10

5 46 8 11

7 14 20

29 _____

one
 two
 three
 five
 seven
 eight
 ten
 eleven
 fourteen
 twenty
 twenty-nine
 forty-six

burgers
 chips
 apples
 bananas
 sandwiches
 chocolate



• Tick (✓). I can ...



count from 1 to 50.



name the food I like/don't like.



sing the *Birthday, Food and Happy Birthday* songs.

Board Game 6



START

Oh, no! = Go back to start!

Great! = Play again!



13



14



6



5



4



3





7 The Natural Environment

1 Read and match.

1  I can jump like a frog!

2  I can swim like a fish!

3  I can dance like a chimp!


4  I can sing like a bird!






2 Look, read and complete.

can **can't**

1 


I **can** climb.
I **can't** hop.

2 


I _____ fly.
I _____ crawl.

3 


I _____ fly.
I _____ climb.

4 

I _____ sing.
I _____ run.

5 

I _____ climb.
I _____ hop.

6 

I _____ swim.
I _____ fly.

Cover this page after page 91 of the Pupil's Book.



3 Look and circle the right word.

My favourite season is **summer / autumn**!
There's a lot of **rain / wind**!



A





B

My favourite season is **winter / spring**!
I love the **sun / snow**!



4 Read and find the Stickers at the back of the book!



Cover this page after page 95 of the Pupil's Book.



Storytime



5 Read and complete.



Cover this page after page 99 of the Pupil's Book.

My progress! 7

• Look and write.



a parrot
can fly





- a fish can swim
- a bird can sing
- a frog can jump
- a chimp can dance
- a horse can run
- a cat can climb
- a parrot can fly
- a rabbit can hop
- a snake can crawl



- summer
- autumn
- winter
- spring











• Tick (✓). I can ...



name animals
and seasons.



say what
I can/can't do.



sing the *Animals*
and *I can jump...*
songs.

Cover this page after page 85 of the Pupil's Book.

Board Game 7



OH, NO!

= Go back to start!

GREAT!

= Play again!

7

GREAT!

8



9



10



11



16



15



14



13



12



FINISH

23



24





My Holidays and Travel

1 Colour the right picture.

red shorts			
a blue T-shirt			
a yellow dress			
a green skirt			
a blue hat			
pink jeans			

Cover this page after page 103 of the Pupil's Book.



2 Which picture? Look, read and write A, B or C.



- 1 It's hot and sunny.
- 2 He's wearing a red T-shirt.
- 3 He's wearing blue jeans.
- 4 It's raining.

A

- 5 He's wearing a red hat.
- 6 He's wearing a green hat.
- 7 He's wearing green jeans.
- 8 It's snowing.

Cover this page after page 105 of the Pupil's Book.



3 Look and complete.



on foot



by bus



by bike



by plane



by train

1 Saule wants to go to **the beach** **by bus**.

2 Kanat wants to go to _____.

3 Berik wants to go to _____.

4 Assel wants to go to _____.

5 Korkem wants to go to _____.



4 Read and find the **Stickers** at the back of the book!
Play with your friend.

A

B

C

D

1

a red jacket



2



green sandals



3



a blue scarf

4



a yellow raincoat



I'm wearing my blue T-shirt.



4C.






Cover this page after page 109 of the Pupil's Book.



Storytime



5 Put the story in order. Number the pictures.



THE END

Cover this page after page 113 of the Pupil's Book.

My progress! 8

Look and write.



It's raining.









- T-shirt
- jeans
- shorts
- skirt
- dress
- hat
- scarf
- jacket
- gloves
- sandals
- raincoat
- swimsuit
- swimming trunks
- boots
- coat
- jumper

 _____	 _____	 _____	 _____
 _____	 _____	 _____	 _____
 _____	 _____	 _____	 _____
 _____	 _____	 _____	 _____

Tick (✓). I can ...



name clothes and say what I'm wearing.



say what the weather is like and talk about holidays and means of travelling.



sing the Clothes, Weather and Summer holidays songs.

Board Game 8



Oh, no! = Go back to start!

Great! = Play again!



Great!

Oh, no!

Great!

FINISH

Round-up

• Circle the same. Tick (✓).

1				shapes	<input type="checkbox"/>
				colours	<input checked="" type="checkbox"/>
2				school things	<input type="checkbox"/>
				around the school	<input checked="" type="checkbox"/>
3				rooms	<input type="checkbox"/>
				family members	<input checked="" type="checkbox"/>
4				toys	<input type="checkbox"/>
				houses	<input checked="" type="checkbox"/>
5				body	<input type="checkbox"/>
				food	<input checked="" type="checkbox"/>
6				days	<input type="checkbox"/>
				numbers	<input checked="" type="checkbox"/>
7				animals	<input type="checkbox"/>
				seasons	<input checked="" type="checkbox"/>
8				clothes	<input type="checkbox"/>
				weather	<input checked="" type="checkbox"/>



SING and DO! All About Me!

1 Complete and match. Then sing.

Say hello! Say hello!

This is 1) Liam! Say hello!

Say hello, hello, hello!

Say hello! Say hello!

This is 2) L_____! Say hello!

Say hello, hello, hello!

Say hello! Say hello!

This is 3) N_____! Say hello!

Say hello, hello, hello!

Say hello! Say hello!

This is 4) Ch_____! Say hello!

Say hello, hello, hello!




A large light blue wavy-edged box containing the text and musical notes. A blue arrow points from the first text block to the monkey image (B) and from the second text block to the boy image (D). There are several musical notes scattered around the box.




2 Complete and match. Then sing.

sit down Open your books	Stand up close your books
-----------------------------	------------------------------




1) **Stand up**, sit down,
 Keep moving!
 Stand up, 2) _____,
 Keep moving!
 ...
 We are at school today!

Open your books, 3) _____,
 Keep moving!
 4) _____, close your books,
 Keep moving!
 ...
 We are at school today!





3 Complete and match. Then sing.




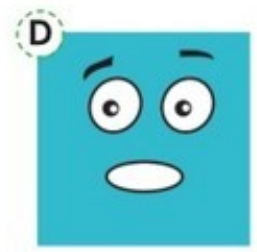

This is a **1) circle** in the air,
This is a circle
on the ground!

This is a square
in the air,
This is a **2) s** _____
on the ground!

This is a **3) t** _____
in the air,
This is a triangle
on the ground!

This is a rectangle
in the air,
This is a **4) r** _____
on the ground!





4 Which picture? Read and choose. Then sing.



Goodbye, Goodbye,
Bye-bye and see you soon!
It's time to go,
Goodbye to all of you!



5 Look, read and complete. Use words from the song in Ex. 4.

It's t i m e to g o.
G o o d b y e!

B y e, b y e!
S e e y o o s e e n!



SING and DO! My Family and Friends

1 Write. Then sing.


Come and meet my family,
 Come and meet my family!
 Mummy, Daddy, Lilly and me,
 Come and meet my family!

Come and meet my family,
 Come and meet my family!
 Grandma, Grandpa, Liam and me,
 Come and meet my family!



Mummy













2 Complete. Then sing.



Come to my 1)



tree house.

Come with me!

A 2)



_____ and a 3)



Come and see!

Come to my tree house,

Come with me!

A 4)





_____ and a 5)





Come and see!


SING and DO! My School

1 Look, read and complete. Then sing.

A  book, a  _____.

a  _____:

Put them in my  _____ today!

I'm ready for  _____, hurray, hurray!!





2 Write the numbers. Then sing.

One, _____, _____, _____

Time to go to school once more!

_____, _____, _____

Get your schoolbag, don't be late!

_____, _____, get your pen.

Come with me, it's school again!



www.exprespublishing.kz

SING and DO! The World Around Us

1 Where are they? Read and match. Then sing.

1

Where's Charlie?
He's in the house!
The house!
He's in the house!

A



a



2

Where's Mummy?
She's in the kitchen!
The kitchen!
She's in the kitchen!

B



b



3

Where's Daddy?
He's in the bedroom!
The bedroom!
He's in the bedroom!

c



c





2 Complete and match. Then sing.

A Follow me, follow me!

Where am I?

Am I in the **1)**



house?

Where, oh where am I?



B Follow me, follow me!

Where am I?

Am I in the **2)**



_____?

Where, oh where am I?



3 Draw. Colour.



1 Draw a ball in the bathroom. Colour it blue.

2 Draw a ball in the living room. Colour it green.

SING and DO! Health and Body



1 Read and match. Then sing.

I'm a very funny teddy bear!

1 I'm a very funny teddy bear,
I've got two eyes
And a lot of hair!

2 I'm a very funny teddy bear,
I've got two ears
And a lot of hair!

3 I'm a very funny teddy bear,
I've got a nose
And a lot of hair!

4 I'm a very funny teddy bear,
I've got a mouth
And a lot of hair!



A



B



C



D 1

2 Read and circle. Then sing.

I'm big, I'm big!
I'm very, very big!
My ears are big,
My nose is big,
I'm very, very big!

I'm small, I'm small!
I'm very, very small!
My ears are small,
My nose is small,
I'm very, very small!



1 It's got big ears and a big nose.

elephant / mouse

2 It's got small ears and a small nose.

elephant / mouse

3 Read and draw.



My ears are big.
My nose is small.



My ears are small.
My nose is big.

SING and DO! Traditions and Customs

1 Read and complete. Then sing.

six birthday today happy



I'm happy today,
It's my 1) birthday!
I'm happy, I'm 2) h_____ today!



I'm 3) s_____ today,
It's my birthday!
I'm happy, I'm happy 4) t_____!






2 Complete. Then sing.


eight - favourite - chocolate - more




One, two, three, four,
 Yummy 1) **chocolate**,
 Give me 2) m _____!
 Five, six, seven, 3) e _____,
 My 4) f _____ food is
 chocolate!

3 Look and write.

One, two, three, four,
 Yummy 1)  **burgers**,
 Give me more!

One, two, three, four,
 Yummy 2)  _____,
 Give me more!

One, two, three, four,
 Yummy 3)  _____,
 Give me more!



4 Complete. Then sing.



Happy 1) **Birthday** to you,
 2) H_____ Birthday to you,
 Happy Birthday, dear 3) L_____
 Happy Birthday to 4) y_____!

5 Write the *Birthday song* for your best friend. Draw a picture.

Happy Birthday to you,
 Happy _____ you ,
 _____ , dear _____ ,
 Happy _____ !



The Natural Environment **SING and DO!**



1 Read and match. Then sing.



1



A I can jump like a frog! Boing, boing!



2

B I can swim like a fish! Splish, splash!



3

C I can sing like a bird! Tra-la-lee!



4

D I can dance like a chimp! Hee, hee, hee!



a



b



c



d





2 Read and complete. Then sing.

swim run climb jump



I can **1) jump**,
I can run,
I can **2) c**_____ out in the sun!

I can jump,
I can **3) r**_____,
I can **4) s**_____ out in the sun!



My Holidays and Travel **SING and DO!**



1 Read and tick (✓) the correct pictures. Then sing.

1

Look at my new blue hat!
I'm wearing my hat today!
Look at my new blue hat!
Let's go out and play!



2

Look at my new red shorts!
I'm wearing my shorts today!
Look at my new red shorts!
Let's go out and play!



8

2 Number the pictures. Then sing.



A 1

B

C

Close your eyes,
 Count one, two, three,
 Come to the island, come with me!

1) It's hot,
 2) It's cold,
 3) It's raining, too!

The island is waiting
 For me and you!



3 Read and complete. Then sing.

fun holiday summer sun



Summer 1) **holiday**,
 Summer fun!
 Summer holiday,
 In the 2) s_____!

We love 3) s_____!
 We love the sun!
 We love summer!
 Summer is 4) f_____!





My Green Passport

A Save Water!

• Who saves water? Circle.



B Recycle

• Colour the poster.



C Wooden Toys

- Join the dots. What toy is it?

Play with wooden toys.
They are great
and friendly
to the planet!



D No rubbish!

- Use the code and colour the pictures.  = yes  = no





My Green Passport

E Make new things from old

- What can you make from this old can?
Tick (✓).



1



2



3



4



F Clean Air Day Every Day!

- Colour the poster.

Ride a bike or walk.



Smiles 2

Pupil's Book
for Kazakhstan Grade 2



Smiles has been specially designed to help young learners develop a positive attitude towards learning as well as the **21st Century Skills** that are necessary in the modern world.

Smiles 2 Pupil's Book

Smiles 2 Pupil's Multi-ROM (Pupil's CD/DVD)

Smiles 2 Teacher's Book (Interleaved)

Smiles 2 Picture Flashcards

Smiles 2 Activity Book

Smiles 2 Activity Book

Smiles 2 Vocabulary & Grammar Practice

Smiles 2 Teacher's Multimedia Resource Pack:

- Class CDs
- DVD
- Resource Pack CD-ROM

Smiles 2 Story Cards

Smiles 2 Posters/ Cross-Curricular Posters

Recommended for use with Smiles 2



Express Publishing



ISBN 978-1-4715-4826-0

Smiles 2

Jenny Dooley - Virginia Evans
Series Consultant: Bob Obee
Translations by N. Mukhamedjanova

Pupil's Book
for Kazakhstan Grade 2



Express Publishing

SMILES 2 for Kazakhstan Grade 2 Pupil's Book

Jenny Dooley - Virginia Evans

Express Publishing


WWW.EXPRESSPUBLISHING.KZ

Smiles 2

Pupil's Book
for Kazakhstan Grade 2




Smiles has been specially designed to help young learners develop a positive attitude towards learning as well as the **21st Century Skills** that are necessary in the modern world.




Pupil's Book




Pupil's Multi-ROM
(Pupil's CD/DVD)



Teacher's Book
(Interleaved)




Picture
Flashcards



Activity Book




Vocabulary &
Grammar Practice



Teacher's Multimedia
Resource Pack:

- Class CDs
- DVD
- Resource Pack CD-ROM



Story Cards

Recommended for use with *Smiles 2*



Posters/
Cross-Curricular Posters



Interactive
Whiteboard
Software



Express Publishing

ISBN 978-1-4715-4826-0

