

Smiles

4

Jenny Dooley
Series Consultant: Bob Obee
Translations by N. Mukhamedjanova

Pupil's Book
for Kazakhstan Grade 4




Express Publishing

Published by Express Publishing

**Liberty House, Greenham Business Park, Newbury,
Berkshire RG19 6HW, United Kingdom
Tel.: (0044) 1635 817 363
Fax: (0044) 1635 817 463
email: inquiries@expresspublishing.co.uk
www.expresspublishing.co.uk**

© Jenny Dooley, 2019

Colour Illustrations: © Express Publishing, 2019

Illustrated by Jim Biggins, Alan Shephard, Mike Koubou, Kyr © Express Publishing, 2019

Original music composed by Ted and Taz © Express Publishing, 2019

First published 2019

Printed in Kazakhstan

All rights reserved. No part of this publication may be reproduced, stored in a retrieval system, or transmitted in any form or by any means, electronic, photocopying or otherwise, without the prior written permission of the publishers.

This book is not meant to be changed in any way.

ISBN 978-1-4715-7756-7

Acknowledgements

We would like to thank all the staff at Express Publishing who have contributed their skills to producing this book. Thanks for their support and patience are due in particular to: Meryl Philips (Editor in Chief), Julie Rich (senior editor); Alex Barton (senior production controller) and the Express Publishing design team; and Emily Newton, Kevin Harris, Daniel Parker, Erica Thompson and Timothy Forster. We would also like to thank those institutions and teachers who piloted the manuscript, and whose comments and feedback were invaluable in the production of the book. We would also like to thank LLP "EDU Stream" for taking part in the photo shooting. **The glossary has been approved by the Institute of Linguistics named after A. Baitursyn - Uly.**

The authors and publishers wish to thank the following who have kindly given permission for the use of photographic material:

Alamy/Visualhellas.gr for the pictures of Vladimir Smirnov on p. 16, the train in Kazakhstan on p. 54, the National Space Centre in England on p. 112 and the Robonaut on p. 124.

Every effort has been made to trace all the copyright holders. If any have been inadvertently overlooked, the publishers will be pleased to make the necessary arrangements at the first opportunity.

WWW.EXPRESSPUBLISHING.KZ



Smiles

Pupil's Book
for Kazakhstan Grade 4

ENGLISH

АҒЫЛШЫН ТІЛІ

АНГЛИЙСКИЙ ЯЗЫК

Жалпы білім беретін мектептің 4-сыныбына арналған оқулық

Қазақстан Республикасының Білім және ғылым министрлігі бекіткен

Экспресс Паблшин баспасы 2019

Jenny Dooley
Series Consultant: Bob Obee
Translations by N. Mukhamedjanova



Express Publishing

WWW.EXPRESSPUBLISHING.KZ



CONTENTS

Vocabulary


Grammar

1 Kazakhstan in the World of Sport (pp. 4-17) <ul style="list-style-type: none"> • Children's Games 1 and 2 • Olympic Games • Aesop's fables 1 and 2 	<ul style="list-style-type: none"> • children's games • sports 	<ul style="list-style-type: none"> • adverbs of time, frequency and manner • present simple • possessive adjectives • time clauses • interrogative pronouns • comparisons • imperative
2 Values in Myths and Legends (pp. 18-31) <ul style="list-style-type: none"> • Traditional Stories 1 and 2 • People and Places • Dragons and Creatures 1 and 2 	<ul style="list-style-type: none"> • the Vikings • places 	<ul style="list-style-type: none"> • infinitive • -ing forms • exclamatory sentences • pronouns and adjectives • possessive case • comparisons • plurals • adverbs of time, frequency and manner
Presentation Skills I: Mythical Creatures (pp.32-33)		
3 Treasure and Heritage (pp. 36-49) <ul style="list-style-type: none"> • Treasure Maps 1 and 2 • Treasure and Numbers 1 and 2 • Our Planet's Treasure 1 and 2 	<ul style="list-style-type: none"> • cardinal numbers 1-1,000 • ordinal numbers (1-100) • natural features 	<ul style="list-style-type: none"> • plurals • the verb 'have got' • articles • possessive case • interrogative pronouns • present simple • determiners • there is/there are • prepositions • imperative
4 Professions and Ways of Communication (pp. 50-63) <ul style="list-style-type: none"> • Body Language • Communicating Around the World • Technology 	<ul style="list-style-type: none"> • ways of communication • means of transport • jobs 	<ul style="list-style-type: none"> • plurals • this/that/these/those • the verb 'have got' • possessive case/possessive adjectives • object pronouns • there is/are • comparisons
Presentation Skills II: A Popular Holiday Destination (pp.64-65)		
5 Hot and Cold (pp. 68-81) <ul style="list-style-type: none"> • Weather 1 and 2 • Volcanoes • Snow and Ice 	<ul style="list-style-type: none"> • weather • camping • extreme weather conditions and natural disasters 	<ul style="list-style-type: none"> • present continuous • can (request/permission) • prepositions of place and time • -ing forms • have to/must/mustn't (obligation) • have + object + infinitive
6 Healthy World (pp. 82-95) <ul style="list-style-type: none"> • Healthy Bodies 1 and 2 • Save our Animals 1 and 2 • Help the Planet 1 and 2 	<ul style="list-style-type: none"> • food and drinks 	<ul style="list-style-type: none"> • present simple • possessive adjectives/possessive case • present continuous (present and future meaning) • -ing forms • plurals • interrogative pronouns • imperative • past simple • adverbs of time, frequency and manner • comparisons • some/any
Presentation Skills III: Endangered Animals (pp.96-97)		
7 Journey into Space (pp. 100-113) <ul style="list-style-type: none"> • Into Space 1 and 2 • Planets 1 and 2 • Aliens 1 and 2 	<ul style="list-style-type: none"> • space-related words • holiday-related words • planets 	<ul style="list-style-type: none"> • possessive adjectives/possessive case • must/mustn't/have to (obligation) • plurals • past simple • present continuous (present and future meaning) • interrogative pronouns • can (request/permission) • have + object + infinitive • this/that/these/those • articles • present simple • comparisons
8 Machines (pp. 114-127) <ul style="list-style-type: none"> • Slow Machines 1 and 2 • Fast Machines 1 and 2 • Robots 1 and 2 	<ul style="list-style-type: none"> • machines • personal objects • materials • household objects 	<ul style="list-style-type: none"> • past simple • adverbs of time and frequency • plurals • this/that/these/those • prepositions of place and time • articles • the verb 'have got' • there is/are • interrogative pronouns • adverbs of manner • made of/used for • possessive case/possessive adjectives • object pronouns • comparisons • can/must/mustn't/have to • have + object + infinitive • determiners • adjectives • infinitive, -ing forms
Presentation Skills IV: Technology (pp.128-129)		
Glossary (pp. 132-144)		

KEY TO SYMBOLS

 Pairwork

 Groupwork

 Display




Skills	Thinking Skills	Cross-Curricular Links/Culture	Phonics/ Word-Building
<p>Reading: Jake's new hobby Speaking: Talking about sports and games; expressing preferences; describing your daily routine; making suggestions Listening: Multiple matching about people and sports they play well Writing: An email inviting a friend to a sports event</p>	<ul style="list-style-type: none"> Applying world knowledge Combining ideas to form a new whole 	<ul style="list-style-type: none"> Aesop's fables (Literature) Olympic athletes from Kazakhstan, the UK and Russia 	<ul style="list-style-type: none"> j - g jellyfish jewellery giant gem
<p>Reading: The Legend of Korkyt Ata Speaking: Talking about traditional stories, past events and civilisations; expressing purpose Listening: Listening for specific information about fairy tales and the Aztecs Writing: A short text about when you were little</p>	<ul style="list-style-type: none"> Developing opinions Applying world knowledge Creative thinking Self-reflection Understanding the main idea of a song 	<ul style="list-style-type: none"> Dinosaurs (Natural History) The Siberian unicorn and the Loch Ness Monster 	<ul style="list-style-type: none"> Word Gym! Making adjectives from nouns
<p>Storytime I: The Legend of William Tell (Value: Love gives people strength and courage) (pp. 34-35)</p>			
<p>Reading: A school expedition Speaking: Saying where things and places are; talking about past holidays Listening: Listening for specific information about a pirate Writing: An email about your last holidays</p>	<ul style="list-style-type: none"> Developing opinions and making decisions Applying world knowledge 	<ul style="list-style-type: none"> The Seven Natural Wonders of the World (Geography) Places of natural wonder in Kazakhstan and in Ireland 	<ul style="list-style-type: none"> shion - sion - tion fashion mansion exhibition
<p>Reading: Unusual means of transport Speaking: Talking about ways of communication; comparing means of transport; talking about unusual means of transport; talking about jobs Listening: Multiple matching about people and jobs they would like to do Writing: A short text about a community helper</p>	<ul style="list-style-type: none"> Self-reflection Applying world knowledge Combining ideas to form a new whole 	<ul style="list-style-type: none"> Communicating Around the World (Geography) High-tech buildings in Kazakhstan and in the UK 	<ul style="list-style-type: none"> Word Gym! Expressions with <i>get</i>
<p>Storytime II: The Trumpeter of Kraków (Value: Showing respect) (pp. 66-67)</p>			
<p>Reading: The children's camping trip with the Outdoor Club Speaking: Talking about weather, activities for different seasons, camping Listening: Listening for specific information about what to do during a fire drill and about volcanoes Writing: A text about a campsite</p>	<ul style="list-style-type: none"> Recalling information Interpreting information Lateral thinking Applying world knowledge 	<ul style="list-style-type: none"> Snow and Ice (Geography) Winter festivals in Kazakhstan and Canada 	<ul style="list-style-type: none"> igh - y knight light spy sky
<p>Reading: Strange snacks from around the world Speaking: Talking about food and strange snacks; talking about endangered animals, environmental problems Listening: Multiple matching about organising a surprise birthday party; listening for specific information about rainforests Writing: A blog entry about healthy food</p>	<ul style="list-style-type: none"> Applying world knowledge Making decisions Combining ideas to form a new whole Understanding the main idea of a song 	<ul style="list-style-type: none"> Endangered animals and places (Geography) Animals in danger in Kazakhstan and places in danger in the UK 	<ul style="list-style-type: none"> Word Gym! Food Words
<p>Storytime III: The Town with Lazy People (Value: Hard work is rewarded) (pp. 98-99)</p>			
<p>Reading: Daisy going on holiday with her family Speaking: Talking about holiday plans; making predictions Listening: Listening for specific information about planets Writing: A blog entry about your dream holiday</p>	<ul style="list-style-type: none"> Creative thinking Critical thinking Applying world knowledge Paying attention to visual details 	<ul style="list-style-type: none"> All about Mars (Science) The Baikonur Cosmodrome Museum in Kazakhstan and the National Space Centre in the UK 	<ul style="list-style-type: none"> sh - ch sheriff cash cheque rich
<p>Reading: Cool gadgets Speaking: Talking about what things are made of/ used for, inventions and inventors Listening: Listening for specific information about slow machines Writing: A biography of a person in history</p>	<ul style="list-style-type: none"> Applying world knowledge Self-reflection Creative thinking Making decisions 	<ul style="list-style-type: none"> Robots (Design and Technology) Robotics Challenge in Kazakhstan and in the UK 	<ul style="list-style-type: none"> Word Gym! Making nouns from verbs
<p>Storytime IV: Daedalus and Icarus (Value: Don't be overconfident) (pp. 130-131)</p>			



Kazakhstan in the World of Sport





- 1  Look at the pictures. Which is a **team sport**? Which is an **individual sport**? Is there a sport you can play really well? Which of these sports are popular in your country?

bandy

football

ice hockey

cross-country skiing

- 2 Read and circle the odd one out.

1 **football** boots helmet shin pads

3 **tennis** gloves racket ball

2 **ice hockey** stick puck ball

4 **skiing** skis bat poles

Children's Games 1

- 3  Listen, point and repeat.

play
hopscotch



play
hide-and-seek

play
leap frog

have
a sack race

play
tag

play
blind man's buff

- 4   Read. Find some more sports facts. Present them to the class.

Did you know?

It is bad luck to wear **yellow** clothes when you play **tennis**.

1951 was the year when the **Medeu Sports Centre** near Almaty opened. It is the highest **ice skating rink** in the world!

- 5  Talk with your friend.

- A: I sometimes play hopscotch with my friends.
B: Me, too!/I don't. I play tag with my friends.



Children's Games 2

6 Listen, point and repeat.
Then match.

- 1 play board games
- 2 juggle
- 3 do a jigsaw puzzle
- 4 play video games
- 5 go bowling
- 6 play chess



7 Read and choose.

- 1 You need two people to do this.
A juggle B play chess
- 2 You put pieces together to make a complete picture.
A play video games
B do a jigsaw puzzle
- 3 You need a ball to do this.
A do a jigsaw puzzle B go bowling
- 4 Clowns often do this.
A juggle
B play board games
- 5 You need a TV to do this.
A play a video game B juggle

8 Let's Play



Study spot

Every day is a busy day!
 Bob **always** walks the dog.
 He **usually** helps his sister with her homework.
 He **sometimes** tidies the living room.
 He **never** cooks a meal.
 What **do** you **do** every day?

- ✓✓✓
- ✓✓
- ✓
- X



9 Thinking cap: Complete the questions. Then answer them.

- 1 Where **do you live** (you/live)?
- 2 Who _____
(Bauyrzhan Islamkhan/play) for?
- 3 How often _____ (you/have)
an English lesson?
- 4 How many minutes _____
(an ice hockey match/last)?
- 5 What kind of sports _____
_____ (you/like)?

10 What do they do every day? Match and say.

- | | |
|-------------------------|--------------------------|
| 1 play board games (✓✓) | 4 do a jigsaw puzzle (X) |
| 2 juggle (X) | 5 go bowling (✓) |
| 3 play chess (✓✓✓) | 6 play video games (✓✓) |



Gulnara usually plays board games.

Over to you: What do you **always**, **usually**, **sometimes**, **never** do at the weekend? Tell your friend.

I always watch TV at the weekend.



11 Listen and read.



Liam: Hey Lilly! Hey Daisy! Are you staying in? You usually go out on Saturday.
Lilly: I'm not sure. We're just reading some magazines.



Daisy: What are you doing, Liam?
Liam: Oh, I'm sending a text message to Jake. That's funny. He's not answering. He always answers straightaway.



Lilly: Give him a ring at home, then.
Liam: Hey Jake, it's me, Liam.
Jake: Hold on, Liam. I'm just putting you on speakerphone.



Liam: What are you doing?
Jake: I'm practising my new hobby!
Liam: New hobby? Jake? What's all that noise? Jake?



Daisy: What's wrong, Liam?
Liam: I don't know, but I'm going round to Jake's house!
Lilly: Wait for us! We're coming with you!



Liam: Is that your new hobby?
Jake: No! My new hobby's juggling, but I'm not very good at it!
Daisy: Never mind! Doing jigsaw puzzles is a good hobby, too!



12 Read the story and complete.

Liam sends a 1) **text** message to Jake, but he doesn't 2) **a** _____ it. Liam gives him a 3) **r** _____ and he can hear some strange noises. They decide to go to Jake's 4) **h** _____. They find Jake practising his new 5) **h** _____, juggling.

14

Act out the story

15

Talking point Listen and read. Make a new dialogue with your friend.

Ulan: Hey **Dana**. Are you staying in?
You usually go out on **Saturday**!

Dana: I'm not sure. I'm just **playing a video game**. What are you doing?

Ulan: I'm practising my new hobby.

Dana: New hobby?

Ulan: Yes. I'm **juggling**.

Dana: **Juggling**? Hold on. I'm coming over. I want to try it, too!



Sounds Spot!

16

j	g
jellyfish	giant
jewellery	gem

17



The iant ellyfish is uggling with some ewellery and ems.



Olympic Games

18 Listen, point and repeat. Then match.

- 1 H rowing
- 2 archery
- 3 fencing
- 4 handball
- 5 water polo
- 6 long jump
- 7 cycling
- 8 gymnastics
- 9 rugby
- 10 figure skating



• Which of the sports above do you play **indoors**? **outdoors**? **both**?

19 What sport do they play well? Listen and write.



1 water polo

2 _____

3 _____

4 _____



Study spot

She's a **beautiful** figure skater. She skates **beautifully!**

beautiful - beautifully	easy - easily
quick - quickly	good - well
slow - slowly	fast - fast



20 Choose and complete the sentences.

~~handball badly~~

English well

his meals slowly

new sports easily

very fast

his teacher's questions quickly

- Damir plays **handball badly**.
- Dana swims _____
- Khan Sultan eats _____
- Daniya and Akbota speak _____
- Sanzhar answers _____
- Zhabiya learns _____

21 Talk with your friend.

good easy careful
quick slow bad

What do you do well?

I play football well!



22 Let's Play

How many Olympic games can you think of beginning with the following letters?

R F G H
S A B





A sports event

23 Read and underline. Then listen and check.



From: Maggie@smile.abc

To: Lynne@smile.abc

Subject: invitation

Hi, Lynne!

1) How/What are things? Are you free on Saturday evening? I've got 2) free/long tickets for the Figure Skating Championship. Would you like to come?

The championship 3) does/starts at five o'clock. Mum and I can pick you up at four. We can get some autographs from the skaters after the 4) event/game. Bring your autograph book! I hope you can come 5) but/because I know how much you love figure skating!

Let me know soon. Hope you can 6) make/get it.

Take care,
Maggie

24 Which of these sentences could Maggie use to **begin** her email? Which to **end** it? Read and write **B** or **E**.

- 1 How's everything? Are you free on Saturday evening?
- 2 Make sure you don't miss it!
- 3 Would you like to come with me to the Figure Skating Championship on Saturday evening?
- 4 Please come!
- 5 I'm planning to go to the Figure Skating Championship on Saturday evening. Are you interested?
- 6 I hope you can join us.


B

Talk with your friends. Then write an email to your friend inviting him/her to a sports event.



Hi, ...!
How are things? Are you free on ...?
The ... starts at
Let me know soon. Hope
Take care,
...



25  **Read and underline. Then listen and check.**

- Let's all **1) do/play** a jigsaw puzzle
- Or **2) go/do** bowling with some friends!
- Let's **3) collect/go** some video games
- Or **4) go/do** camping at weekends!

*Happy, happy, happy hobbies,
Hobbies make you smile!
It's great to have some hobbies,
They're never out of style!*


Juggling is a super challenge
And the same for **5) playing/doing** chess.
But the good thing about hobbies
Is you always **6) try/have** your best!





26  **Let's Sing!**

-   **Do a class survey. Which is the most popular hobby?**

27  **Over to you:** Talk with your friend.

 No, I don't think so.

 I'm not so sure.

 I'd love to!



	bird watching
	collecting video games
	doing crossword puzzles
	jewellery making
	go-kart racing
	camping



Argus and His Money

Argus is a rich man. He's got a lot of gold. He **1) always** / **never** puts his gold in a hole in his garden. He **2) never** / **usually** takes his gold out of the hole and **3) secret** / **secretly** counts it. Then he puts it back.

One day, a man sees Argus with his gold. The man takes the gold and runs away **4) quickly** / **quick**. The next day, Argus goes to count his gold, but it isn't there! He starts crying **5) loudly** / **loud**. A man and a woman hear Argus. "What's wrong?" they ask **6) polite** / **politely**. "My gold! My gold!" cries Argus and points to the empty hole. "Your gold? In that hole? That's not a good place to keep your gold. You can't spend your gold when you keep it in a hole." "Spend my gold?"

Argus screams. "I **7) usually** / **never** spend my gold. I always keep it in the hole." Then the woman throws a big stone in the hole and says:

"Well, then. You don't really need the gold, Argus. You can

8) sometimes / **never** look at this stone and pretend it is gold!"



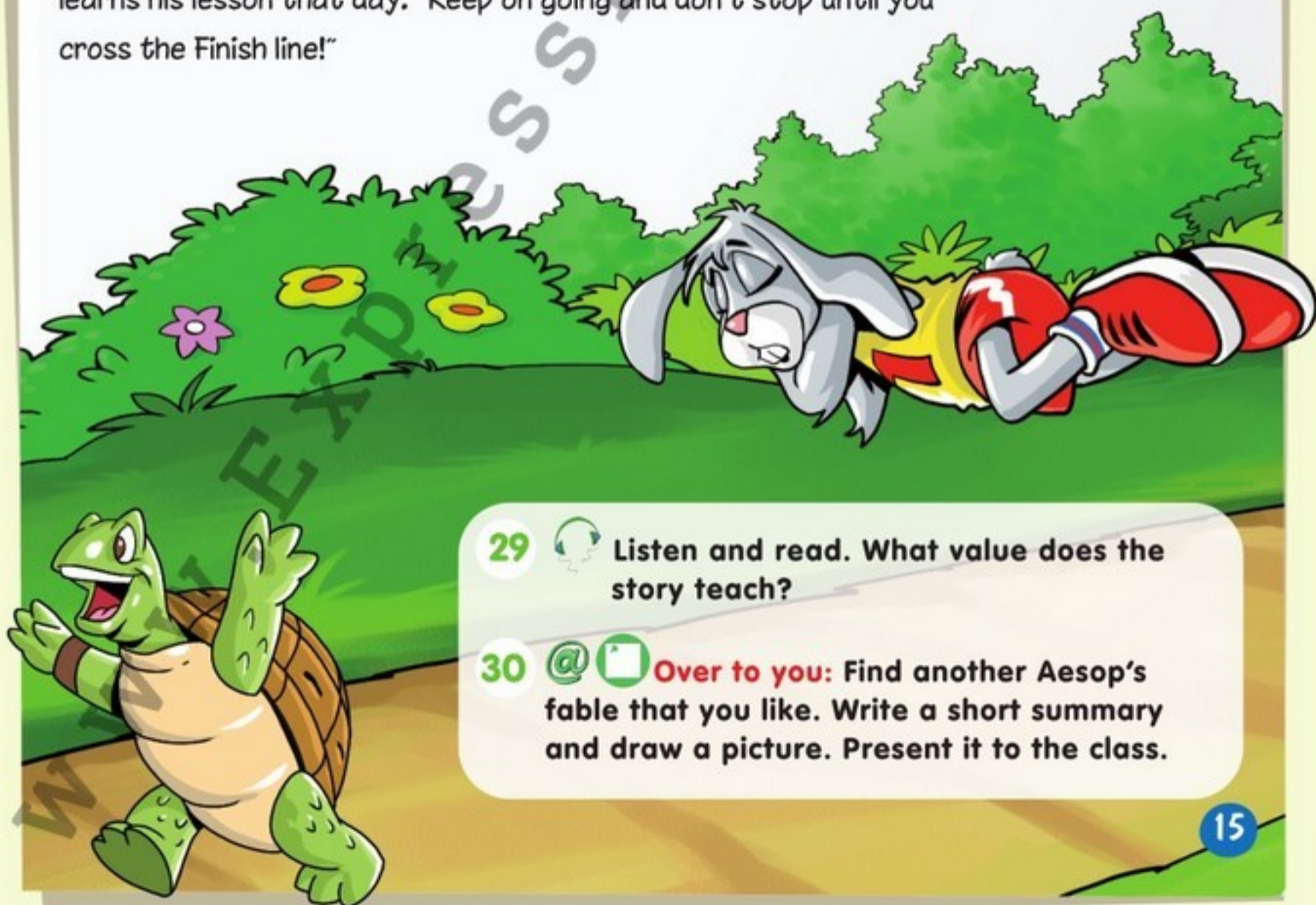
28 Read and circle. Then listen and check.

The Hare and The Tortoise

The hare always laughs at the tortoise. "I'm faster than you," says the hare to the tortoise. "You're so slow! I'm the fastest animal of all!" All the animals are tired of listening to the hare. Then, one day the tortoise says to the hare, "You like running. Let's have a race tomorrow!"

The next day, when they start the race, the hare starts running very fast. Soon he is far ahead of the tortoise. It's a very sunny day and the hare is very hot. "Oh, good. A tree. I can rest under it!" A few hours later, the tortoise passes the sleeping hare.

Suddenly, the hare opens his eyes and looks around. He sees the tortoise at the Finish line. The tortoise is the winner! The hare learns his lesson that day: "Keep on going and don't stop until you cross the Finish line!"



29



Listen and read. What value does the story teach?

30



Over to you: Find another Aesop's fable that you like. Write a short summary and draw a picture. Present it to the class.



Our World

31 Read and complete. Then listen and check.

- Winter
- skier
- speak



Vladimir Smirnov is a famous cross-country 1) skier from Kazakhstan. He won the first Olympic gold medal for Kazakhstan at the 2) _____ Olympics in 1994. He also won four World Championship titles. He can 3) _____ four languages, too!



- quickly
- cyclist
- gold



This is **Laura Kenny**. She is a famous 4) _____ from the UK. Laura has got two Olympic 5) _____ medals from the London Olympics in 2012 and two from the 2016 Olympics in Brazil. Look at her on her bike. She can cycle very 6) _____!



- medal
- great
- fencer

Yana Egorian is a 7) _____ from Russia. She was eleven years old when she started fencing. Yana has got a gold 8) _____ from the 2010 Youth Olympics and two gold medals from the 2016 Olympics in Brazil. What a 9) _____ fencer!



32 Read and answer.

Who ...

- 1 has got four gold medals?
- 2 can speak four languages?
- 3 started when she was young?

33 **Over to you: Make a project about your favourite sports celebrity. Where is he/she from? What medals has he/she got? Present your project to the class.**

CHECK Point 1

1 Look and write.

0



rowing

2



4



1



3



5



2 Read and choose. Then complete the table.

- 0 Saule **play** / **plays** video games on Saturdays.
- 1 Nurlan and Gulsara **juggle** / **juggles** on Sundays.
- 2 Korkem **go** / **goes** bowling on Saturdays.
- 3 Saule **have** / **has** a sack race on Sundays.
- 4 Nurlan **play** / **plays** hopscotch on Saturdays.
- 5 Korkem **do** / **does** a jigsaw puzzle on Sundays.

3 Read and complete.

- 0 How often **do you play** (you/play) football?
- 1 How much _____ (the tickets/cost)?
- 2 They _____ (not/watch) sports on TV.
- 3 Where _____ (he/play) handball?
- 4 He _____ (not/like) gymnastics.
- 5 What _____ (Dana/wear) when she plays rugby?

4 Read and underline.

- 0 He often reads/reads often a magazine in the evening.
- 1 Kairat runs very quick/quickly!
- 2 Do you go always/always go bowling with your brother?
- 3 Do you play chess very well/good?
- 4 Saule skates beautiful/beautifully!
- 5 I watch sometimes/sometimes watch figure skating on TV.

Saturdays

Saule

Sundays

Extra Check 1: Activity Book p. 12



2 Values in Myths and Legends




Did you know?

In **Copenhagen**, Denmark, you can see a statue of a mermaid in honour of Hans Christian Andersen's fairy tale, **The Little Mermaid**.





Traditional Stories 1

- 1  Look at the picture. Can you name the fairy tale? Do you enjoy reading fairy tales? What's your favourite fairy tale?

- 2  **Thinking**: Choose.

I read fairy tales ...

- a to have a good time.
- b to learn what is right and what is wrong.
- c to visit a fantasy world.

- 3  Read and choose.

Grandma, what a big mouth you've got!
Grandma, what a big nose you've got!



Traditional Stories 2

- 4  Listen and number.



- 5  Talk with your friend.

A: *Would you like to read **Goldilocks and the Three Bears**?*

B: *Yes, I'd love to! / No, not really! Let's read **Aldar Kosse's Coat**.*



6 Listen, point and repeat.



7 Look, read and write yes or no.



- 1 The red wooden bucket is the smallest of the three. yes
- 2 The boys are wrestling. _____
- 3 The woman next to the man is holding a board game. _____
- 4 A boy is rowing his boat. _____
- 5 One of the men in the longhouse has got longer hair than the other. _____
- 6 There is mud in front of the longhouse. _____

Study spot

The Romans **lived** in the centre of Italy.
They **came** to Britain 2,000 years ago.



- 8 **Thinking @**: Complete the sentences. Then match. Check your answers online or with your teacher.

- | | |
|---|---|
| 1 Boys learnt (learn) to fight, swim in cold water and ride a horse. | 4 They _____ (make) their houses from mud. |
| 2 Rich people _____ (live) in villas. | 5 They _____ (watch) shows in big stadiums. |
| 3 Both men and women _____ (wear) makeup. | 6 They _____ (write) in hieroglyphics. |

A



THE ANCIENT EGYPTIANS

B 1,



THE ROMANS

- 9 **Read and circle. Then listen and check.**

Did you know?

The Aztecs 1) called / didn't call themselves the Mexica.

They 2) played / didn't play sports. Boys and girls 3) went / didn't go to the same school.

They 4) paid / didn't pay for things with cocoa beans.

They 5) drank / didn't drink chocolate to make them strong and healthy.



- 10 **Role play: Work in pairs and act out the interview.**

Student A: You are a History student. You want to know some things about people from the past. Ask Student B questions.

Student B: You are a History teacher and you know everything about people from the past. Answer Student A's questions.

What did the Roman boys learn?

The Roman boys learnt to fight, swim in cold water and ride a horse.

21



11 Listen and read. What is the text about? Choose.

A How Korkyt Ata was born.

B Who Korkyt Ata was and why he is famous.

C What Korkyt Ata was.


The Legend of Korkyt Ata

The legend of Korkyt Ata is very popular in Kazakhstan. Korkyt Ata was a famous *akyn* - poet and musician - and the man who made the first *kobyz*, a well-known musical instrument.


The legend says that before Korkyt Ata was born, there was an eclipse of the sun. Everything went dark and there was a big storm. Then, when Korkyt Ata came into the world, the sun started to shine again!

As a young boy, Korkyt Ata didn't want to see or think about the dark side of life. He didn't want to die, he wanted to live forever! One day, Korkyt Ata had a dream. In the dream angels told him how to make a *kobyz*! Korkyt Ata made the *kobyz* and when he played it he forgot all about death. He put all his time and his feelings into the music he played. People from all over the country heard the wonderful sounds of the *kobyz*! Everyone listened in wonder to its beautiful music. Even the birds in the air stopped flying, and the wind stopped blowing!

Korkyt Ata grew old and finally, he too died. But the name of Korkyt Ata lives on forever in the sounds of the *kobyz* and in the hearts of the people of Kazakhstan!





12  **Read, choose and complete. Then use the sentences to talk about the Legend of Korkyt Ata with your friend.**

~~poet~~

Kazakhstan

eclipse

sounds

shine

angels

- 1 Korkyt Ata was a famous **poet** and musician.
- 2 Before Korkyt Ata was born, there was an _____ of the sun.
- 3 When Korkyt Ata came into the world, the sun started to _____ again.
- 4 Korkyt Ata had a dream. In the dream _____ told him how to make a kobyz.
- 5 People from all over Kazakhstan heard the wonderful _____ of the kobyz.
- 6 Korkyt Ata died, but his name lives on forever in the hearts of the people of _____.

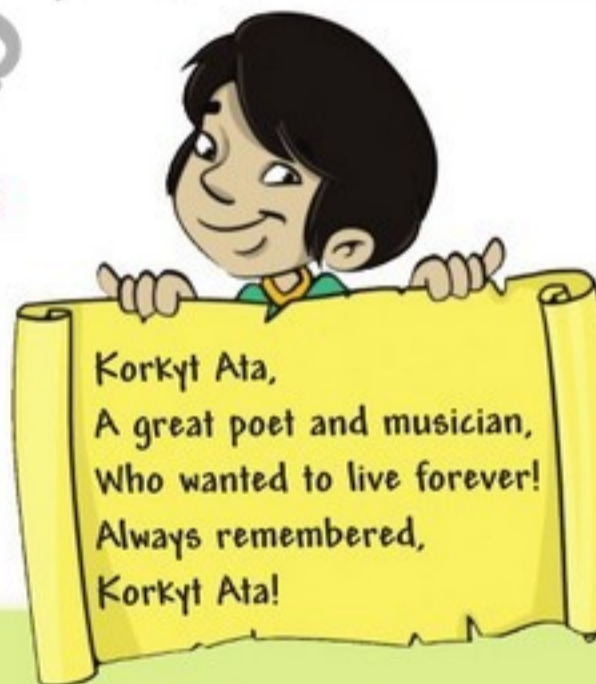
13



Thinking
Cap



Be a poet like Korkyt Ata!
Create a poem for him.



Word Gym!

Making adjectives from nouns: nation – national, colour – colourful

Kazakhstan is a great **nation**.

Abai Kunanbaiuly is Kazakhstan's **national** poet.

Red is my favourite **colour**.

This painting is very **colourful**.

14 Read and complete.

- 1 This is a **wonderful** (**wonder**) poem. Did you write it?
- 2 Berik comes from a _____ (**music**) family. His mum, dad and sister play the dombra!
- 3 Assel writes _____ (**beauty**) music.
- 4 Kanat's concert was _____ (**magic**). I really enjoyed it!
- 5 It's _____ (**nature**) for birds to sing when they are happy.
- 6 It's _____ (**help**) to have a dictionary when you write a poem.



People and Places

15 Listen, point and repeat. Then match.



- 1 e library
- 2 theatre
- 3 swimming pool
- 4 funfair
- 5 shopping centre
- 6 café
- 7 museum

16 **Thinking** : Where are they? Read and write.

1 Don't touch them, Kanat. Just look!

At the museum.

2 Where can we find Abdizhamil Nurpeisov's books? Can you show us, please?

3 Let's buy this T-shirt for your dad's birthday.

4 These are not our tickets for the ride, Assel. Mum's got ours.

5 This isn't my tea. It's hers!

6 Let's sit near the front. I want to see the actors.

Study spot

I want to go to the market to buy some fresh fruit.
I like/enjoy eating fruit.



17 Read and choose.

- 1 I want **to go** / going to the theatre tonight.
- 2 I enjoy **to listen** / listening to music.
- 3 We hope **to visit** / visiting Almaty next week.
- 4 I'm starting **to feel** / feeling tired.
- 5 I hate **to juggle** / juggling.
- 6 I'd like **to read** / reading this magazine.

18 Thinking Cap: Complete the sentences in a way that is true about yourself.

- 1 I want to _____
- 2 I'm starting to _____
- 3 I hope to _____
- 4 I enjoy _____
- 5 I love _____
- 6 I hate _____

19 Match to make Grandma's questions.



Can you go to the market to buy some fruit, please?



- buy some fruit
- take back some books
- buy three tickets
- post some letters
- get some milk



When I was little ...

20 Listen, read and choose.

When I was little, I was naughty, but I was cute! My favourite place was the funfair. I went there with my mum and dad. My favourite toy was my drum and my favourite game was 'OXO'. My favourite animal was my pet dog, Puggy.


by Tim



- 1 I was naughty.
- 2 I was funny.
- 3 My favourite food was ice cream.
- 4 My favourite toy was my drum.

When I was little, I was funny! My favourite place was the museum. My hero was Einstein. My favourite food was ice cream and my favourite clothes were my blue shorts! I wore them all the time!

by Rob



- | | |
|--|-----------------------------|
| <input checked="" type="radio"/> a Tim | <input type="radio"/> b Rob |
| <input type="radio"/> a Tim | <input type="radio"/> b Rob |
| <input type="radio"/> a Tim | <input type="radio"/> b Rob |
| <input type="radio"/> a Tim | <input type="radio"/> b Rob |

21 Over to you: Read and complete.

- When you were little ...
- 1 your favourite food was _____.
- 2 your favourite colour was _____.
- 3 your favourite toys were _____.
- 4 your favourite clothes were _____.
- 5 your favourite hero was _____.
- 6 your favourite animal was _____.
- 7 your favourite place was _____.
- 8 your favourite fairy tale was _____.

Talk with your friends. Then write about what you were like when you were little.



When I was little,
I was ...
My favourite ...

22  **Let's Sing!**



A long, long time ago,
 Before you and before me,
 Life was very different
 Way back in history!

There were people like the **Vikings**:
 Their house was one big room,
 They sailed the seas in longboats
 And made cloth on a wooden loom!

The **Romans** and **Egyptians**,
 The **Tudor** kings and queens
 And don't forget the **Aztecs**
 They're all so interesting!



23 **Thinking**  : What's the main idea of the song? Choose.

- A Life in the past was different, but very interesting.
- B People like the Vikings and the Romans lived a long time ago.

24 Look, read and write **yes** or **no**.

Emerald Towers 1	Eiffel Tower	Taipei 101	Burj Khalifa
			
Nur-Sultan, Kazakhstan Built in 2012 210m high	Paris, France Built in 1889 324m high	Taipei, Taiwan Built in 2004 508m high	Dubai, United Arab Emirates Built in 2010 828m high


- 1 The Eiffel Tower is the oldest of all. yes
- 2 Taipei 101 is taller than Burj Khalifa. _____
- 3 Emerald Towers 1 is the newest of all. _____
- 4 The Eiffel Tower is shorter than Emerald Towers 1. _____
- 5 Burj Khalifa is newer than Taipei 101. _____



Time for CLIL Natural History

Dragons and Creatures 1

25 Listen and read. Then label the pictures with the words in bold.



Dracorex was a dinosaur that looked a lot like a dragon! The name Dracorex means 'dragon king'. Dracorex was about 3 metres long. It had a big head with a long nose. There were **horns** and **spikes** on its head and body and it looked very scary! Dracorex had very sharp **teeth**. Scientists think that Dracorex liked eating plants and just about anything else it found! What a strange creature!



Deinonychus wasn't a big dinosaur, but it was very fast and very scary! Deinonychus means 'terrible claw'. It had sharp **claws** and it liked fighting with other dinosaurs! Deinonychus was about a metre high and three metres long. It weighed around 80 kilos. It had a small head and a long **tail**. There were **feathers** all over its body, like a bird. Deinonychus enjoyed eating other dinosaurs, some much bigger than itself. What a scary creature!



26 Read and complete. Use: **and, or, but, because.**

DINOSAUR Facts




- 1 Dinosaurs built nests **and** laid eggs, just like birds today.
- 2 We don't know how long a dinosaur lived, _____ scientists think that some dinosaurs lived for over 100 years.
- 3 Dinosaurs ate meat _____ plants.
- 4 Some dinosaurs were small, _____ they had horns and spikes to protect them.
- 5 We aren't sure of the dinosaurs' colour _____ they don't exist anymore.

27 Read, choose and complete.

is	tail	four
yellow	visit	teeth

The **Komodo dragon** is the largest lizard in the world. It 1) **is** about 3 metres long and weighs up to 150 kilos! It is brown and 2) _____ and it has got scales all over its body. The Komodo dragon has got 3) _____ short legs, sharp claws and a long 4) _____. It has got 60 very sharp 5) _____, too! Would you like to see one? Then 6) _____ Indonesia!



28 Collect information about another dinosaur. Make a project or a PowerPoint® presentation. Present it to the class.



Our World

Dragons and Creatures 2

29 Listen and read.



The unicorn is one of the most beautiful mythical creatures in history. In Kazakhstan, the unicorn is more than just a myth! Scientists are studying an animal called the **Siberian unicorn** that lived in Kazakhstan thousands of years ago! The Siberian unicorn was 1.8 metres tall, over 4 metres long and weighed more than 4 tonnes! It had long hair all over its body. The Siberian unicorn got its name from the huge horn – over 2 metres long – that grew on its head! What a cool creature!



The **Loch Ness Monster** or **Nessie** is a strange creature. Some people believe it lives in a lake called Loch Ness in Scotland. They think Nessie is grey with a big body, a long neck and a small head. Many people often visit Loch Ness. They hope to spot Nessie! Scientists also explore the lake to try and find out what there really is under the water. Is it a dinosaur from millions of years ago? Is it a dragon that can swim well?



30 Read and write the answers in your notebook. Take turns to ask and answer the questions.

- 1 When did the Siberian unicorn live?
- 2 What did the Siberian unicorn look like?
- 3 Where did the Siberian unicorn get its name from?
- 4 What colour is Nessie?
- 5 Where does Nessie live?
- 6 What does Nessie look like?



31 Let's Play

- A:** The Siberian unicorn lived in Russia.
- B:** False. It lived in Kazakhstan.

CHECK Point 2

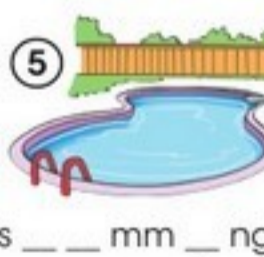
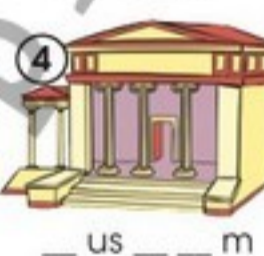


1 Read and number.

- | | |
|--------------|-----------------|
| 0 row a boat | 3 wooden bucket |
| 1 hunt | 4 loom |
| 2 longhouse | 5 sticks |



2 Look and complete.



3 Read and choose.

- 0 The Aztecs _____ many years ago.
A live **B lived**
- 1 We like _____ to the museum.
A going **B to go**
- 2 They didn't _____ to the party yesterday.
A come **B came**
- 3 Let's go to the theatre _____ the new play.
A seeing **B to see**
- 4 We want _____ some new clothes.
A to buy **B buying**
- 5 Ancient Egyptians _____ wear trousers.
A don't **B didn't**

4 Make sentences.

- 0 A: you/were/yesterday?/Where
Where were you yesterday?
B: I was at the funfair.
- 1 A: Kairat/go/Did/on/a school trip/?

B: No, he didn't, but I did.
- 2 A: How/it?/was


B: It was fantastic!
- 3 A: Where/go?/you/did

B: We went to a Viking longhouse.
- 4 A: do?/What/you/did

B: We lived like Vikings for a day!

Presentation Skills I

Mythical Creatures

- 1  Read and complete Emma's presentation about her favourite mythical creature. Then listen and check.

let's talk a bit

that's all for now

Goodbye and take care

Hello, everyone

here's an interesting fact

To begin with

1) **Hello, everyone.** Does anyone here know what a unicorn calls its father? Pop - corn! ... I really like that joke because it's about my favourite mythical creature, the unicorn.

Well, there's a lot I can tell you about unicorns!

2) _____, unicorns are mythical creatures and they appear in many myths and legends from different parts of the world. Most of the stories about unicorns say that they looked very much like horses, as you can see from the picture. Most unicorns were white and they had blue eyes. They had a single long horn in the middle of their head. Actually, that's what the word *unicorn* means - one horn.


Now 3) _____ - unicorns were just as strong as horses, but they were very difficult to catch. Do you know why? Well, they didn't like people getting too close to them, so they used to live deep in the forest, far away from everything. Unicorns were shy and they were always good and pure creatures. And here's another unusual thing about them - they had special powers! People used to say that drinking from the horn of a unicorn protected them from poison or any other problems with their health.

Now, 4) _____ about unicorns and art. Did you know that there are a lot of paintings, books and even films with unicorns in them? My favourite unicorn is in the film *Toy Story 3*. He's called Buttercup and he's very funny.

Well, 5) _____. This brings me to the end of my presentation. Thank you all very much for your time. As Buttercup would say, "**Just stay loose, have fun, you'll be fine**".

6) _____.



- 2  Listen to Emma's presentation again. Copy and complete her notes.

Mythical Creature's Name: ...

Facts: ...

What did it look like? ...

Favourite unicorn: ...

OVER TO YOU



Plan

3 Ask and answer. Use the information below or your own ideas.

Name?	The Phoenix	Dragons	?
What/look like?	large eagle, red and gold feathers, a long tail	snakes or reptiles with wings; could fly and breathe fire or ice	?
Facts?	the Sun's favourite bird; a wonderful singing voice; when old, built a fire and burned itself	lived in caves, mountains or lakes; a dragon's tooth brought good luck	?
Favourite one in art?	Fawkes in the <i>Harry Potter</i> books	Smaug in <i>The Hobbit</i>	?

A: What's the name of your mythical creature? B: The Phoenix.

Prepare

4 How are you going to **begin** and **end** your presentation? Read, choose and write **B** for **Beginning** or **E** for **Ending**.

- 1 Ask your classmates a question, e.g. *Do you know who the Sun's favourite bird was?* _____
- 2 Use the words of a famous person or a character from a film, book, etc. e.g. *As Dumbledore said about his Phoenix, Fawkes: 'Ah! Fascinating creatures, Phoenixes.'* _____
- 3 Make a statement, e.g. *Many cultures have their own stories about the Phoenix.* _____
- 4 Play some sounds, music or a song, e.g. *Listen to this extract from a Harry Potter film.* _____
- 5 Get your classmates to use their senses, e.g. *Close your eyes. You are flying through the air. Your feathers are ... You are singing ...!* _____
- 6 Tell a joke, e.g. *Why did the Phoenix fly east? Because it was too far to walk!* _____

Remember: You can use more than one way to begin and end your presentation.

Joke time!

Q: Why do dragons sleep during the day?

A: So they can fight knights!



Practise

- Rehearse your presentation.
- It is a good idea to record yourself so that you can hear if you make mistakes or if you use too many fillers like *um*, *er* or *ah*.

Present

Present your favourite mythical creature.

Tip


- Eye contact with your classmates is important.
- Try to keep calm and relaxed.



cruel



rule

- 1  Listen and read. How did Gessler decide to punish William Tell?

The Legend of William Tell

A story from Switzerland

Many years ago, a cruel man called Gessler ruled over the people of Switzerland. The people did not like Gessler and they were afraid of him.

One day, Gessler's men put up a pole in the town square and put his hat on the top of it. Gessler gave orders that every man who came into the town must bow down in front of the hat. Everyone obeyed because they were afraid Gessler might kill them. There was one man, though, who was not afraid. This brave man's name was William Tell. When he saw the hat, he stood in front of it and laughed: 'I will not bow down to this wicked man!'

When Gessler heard of this, he was really angry. He decided to punish William Tell. Everyone knew that William Tell could shoot with a bow and arrow better than anyone. Gessler ordered William Tell's son to stand in the town square with an apple on his head. He then told William Tell that he must hit the apple with just one shot of an arrow! 'If you don't hit the apple,' said Gessler, 'my men will kill the boy right in front of you!'





pole



bow down



obey



wicked



punish



bow

William Tell looked at his dear son and the boy looked back at his father. He was not afraid because he knew his father was the best shot in the land. William Tell fired and the arrow flew through the air. It hit the apple exactly in the middle! Everyone in the square cheered. Then Gessler saw another arrow in William Tell's hand. 'What is the other arrow for?' he asked.

William Tell looked the evil man in the eye and said, 'This arrow was for you if anything happened to my son!'

According to legend, some time later William Tell finally managed to shoot Gessler and set his country free.

2 Read the story again and answer the questions.

- 1 Who was Gessler?
- 2 Who was William Tell?
- 3 What did Gessler order his men to do?
- 4 Why were people afraid of Gessler?
- 5 What did William Tell have to do to save his son?
- 6 Why did William Tell have a second arrow in his hand?

3 Over to you: Answer the questions.

- 1 Do you like the story? Why/Why not?
- 2 What's your favourite part of the story?
- 3 Give three reasons why you should always trust your mother and father.




Love gives
people strength
and courage!



3 Treasure and Heritage




Baiterek Monument



Sherkala



Singing Sand



Lake Kaindy



eagle



apples



dombra



yurt





Treasure Maps 1

1 Look at the map. Answer the questions.

- 1 This house hasn't got windows.
What is it? **A yurt**
- 2 In this lake, trees come out of the water.
What's the name of the lake?
- 3 What fruit comes from Kazakhstan?
- 4 It shows the nest of a mythical bird.
What is it?
- 5 Find a mountain that looks like a yurt.
What is its name?
- 6 It can 'sing'. What is it? Don't choose a bird.
- 7 You can play this with your hands.
What is it?
- 8 This animal is on the Kazakh flag.
What animal is it?

Treasure Maps 2

2 Read and answer. Write in your notebook.

It was my 11th birthday on September, 29. My friends and I had a **Treasure Hunt** in the park in front of my house. There were six of us and we were pirates for the day. It was great fun! We went up and down the park to find all our party food! The sandwiches were behind the tree and the drinks were in a box opposite the table! And where was my birthday cake? It was on a chair, under a big hat! All my friends found a present each, then we sat down to eat. It was a great day!

by Nurlan

- 1 Whose birthday was it? **Nurlan's**
- 2 When was his birthday?
- 3 How old was he?
- 4 Where was the Treasure Hunt?
- 5 How many children were there?
- 6 Where were the sandwiches?
- 7 Where were the drinks?
- 8 What was there under a big hat?






Treasure and Numbers 1

3 Listen, point and repeat. Then match.

- 1 B a hundred
- 2 a thousand
- 3 two hundred and fifty
- 4 nine hundred
- 5 five hundred and eighty-eight



4 Find Captain Jack Parrot's treasure! Do the sums and cross off the places on the map. The last place is where the treasure is.

1 $500 + 250 =$ **seven hundred and fifty**

2 $150 \times 4 =$ _____

3 $920 - 380 =$ _____

4 $370 + 460 =$ _____

5 $230 \times 3 =$ _____

6 $210 + 790 =$ _____



Study spot

Where's the treasure?



on the left



on the right



between



near



above

5 Look, read and underline.



- 1 The red flag is near/above the blue flag.
- 2 The green flag is on the left/right of the yellow flag.
- 3 The blue flag is above/between the red flag and the yellow flag.
- 4 The yellow flag is on the left/right of the blue flag.
- 5 The yellow flag is between/on the left of the green flag.

6 Where does Captain Parrot take the treasure next? Listen and circle.

August, 31

Today is my 1) fiftieth / seventieth birthday. This is my 2) sixty-fifth / fifty-sixth trip on my ship. We are leaving today and taking the treasure with us.

October, 27

This is the 3) fifty-seventh / seventy-fifth day of our trip, but we are sailing into 4) Blackpool / Liverpool, England. Home at last!





Treasure and Numbers 2

7 Listen and read.

1



Teacher: So, today's expedition is to find these ten leaves and name the trees.

Jake: Cool. This should be easy!

Teacher: Find your way back to the Team Station in three hours. The first team back wins the Gold Award! Good luck!

2 A classmate, Drake, makes fun of their team.



Liam: I hope we get the Gold Award!

Drake: No chance! Our team is the best.

3 They start looking for the leaves.



Liam: Lilly, what's wrong? You're red!

Lilly: I think I got sunburnt. My arms are sore. I can't carry my rucksack!

4



Daisy: I can carry your rucksack, Lilly. Give it to me.

Lilly: The last tree! The leaves are really high up.

Jake: Don't worry. I can climb up ... agh!

5



Lilly: Jake! Are you alright?

Jake: I can't walk. My knee hurts!

Liam: No problem. Lean on us.

Jake: We're really late. Now we'll never win.

6



Drake: My team are the winners. I got here first, the others are on the way.

Teacher: Sorry, no! You didn't work as a team. Jake's team gets the Gold Award for helping each other. Well done!



8 Read the story and answer the questions. Write in your notebook.

- 1 What is today's expedition?
- 2 Who makes fun of the children's team?
- 3 Why can't Lilly carry her rucksack?
- 4 Whose knee hurts?
- 5 Whose team wins?

9 **Thinking cap** : In pairs, answer the questions.

- 1 How did Liam, Lilly, Daisy and Jake show that they were part of a team?
- 2 Was the teacher right to give the Gold Award to Jake's team? Why?/Why not?

10 **Act out the story**

11 **Talking point** Listen and read. Make a new dialogue with your friend.

- Mark:** So, what's today's expedition?
- Arthur:** We must **find these ten leaves and name the trees.**
- Mark:** This should be easy. Let's do it!



Sounds Spot!

12 Listen, point and repeat.

shion	sion	tion
		
fashion	mansion	exhibition

13 Complete. Then listen and repeat.




The ticket for the fa_____ exhibi_____ at the man_____ was £10!




Our Planet's Treasure 1

14 Listen, point and repeat. Then match.



- 1 C waterfall
- 2 rainforest
- 3 river
- 4 desert
- 5 ocean
- 6 island
- 7 lake
- 8 mountain



15 **Thinking**: Read and choose the right word. Then decide if the sentences are **True** or **False**. Correct the false statements.

QUIZ

- 1 Part of the Amazon _____ is in Mexico. True / False
 A rainforest B river
- 2 Niagara Falls is a _____. Part of it is in Canada. True / False
 A waterfall B desert
- 3 Baikal is a _____ in Egypt. True / False
 A river B lake
- 4 Part of the Sahara _____ is in Morocco. True / False
 A desert B lake
- 5 Syr Darya is a _____ in Kazakhstan. True / False
 A rainforest B river
- 6 Hawaii is a(n) _____ in Greece. True / False
 A ocean B island
- 7 Khan Tengri is a _____ in Kazakhstan. True / False
 A mountain B desert
- 8 The Pacific _____ is the largest in the world. True / False
 A Ocean B Lake



Study spot

a mountain		Belukha Mountain
a lake		Lake Balkhash
a desert		the Sahara desert
a country	but	Kazakhstan
a river		the Ili River
an island		Hawaii
an ocean		the Atlantic Ocean



Mr Smiles is **an** explorer.
He travels all over **the** world.

16 Read and choose.

- We visited _____ Turkey this summer!
A a B an C the **D -**
- My uncle lives on _____ island in Italy.
A a B an C the D -
- Where's _____ Aralkum Desert?
A a B an C the D -
- Malta is _____ small country in Europe.
A a B an C the D -
- _____ Irtysh River flows through Russia, China and Kazakhstan.
A A B An C The D -
- He bought a house near _____ Lake Baikal.
A a B an C the D -

17 Read and complete. Use **a**, **an**, **the** where necessary.

Kazakhstan is 1) **the** ninth largest country in 2) _____ world. Kazakh is the main language, but a lot of people also speak 3) _____ Russian and 4) _____ English. 5) _____ capital of Kazakhstan is 6) _____ Nur-Sultan, 7) _____ exciting, modern city. There is also a lot of natural beauty in Kazakhstan, including mountains, rivers, lakes and forests. 8) _____ Caspian Sea is the world's largest lake. 9) _____ visit to Kazakhstan is 10) _____ interesting experience and 11) _____ Kazakh people always give their visitors 12) _____ very warm welcome!

18 Let's Play





My Holiday!

19 Read and circle. Then listen and check.

Hi, John!

How are you? I'm writing to tell you about my holiday in Hawaii. It was great!

I went there with my family. We stayed at a hotel near the Pacific Ocean. The sand there is black! I swam every morning. We visited the rainforest, too. We took lots of pictures of all the animals! Mum and Dad took me to see the waterfalls and climb the mountains. It was a wonderful holiday!

Write and tell me all about your holiday.

Take care,
Pat

Pat ...

- 1 stayed near a rainforest / the Pacific Ocean.
- 2 swam in the morning / evening.
- 3 visited the desert / rainforest.
- 4 saw the waterfalls / lakes.

20 Role Play: Take roles and continue the conversation.

Hi, John.
It's Pat.

Hi, Pat. How are you?

Fine, thanks. I just got back from holiday.

That's great. Where did you go?



Talk with your friends. Write an email to your friend about your last holidays.

Hi, ...!
How are you? I'm writing
I went there ...
Take care,
...



21






Let's Sing!


We're going to go on holiday
And have a lot of fun!
We're going to go on holiday
And play out in the sun!

Say hello to sunshine!
Say hello to fun!
The holidays are here,
So say hello to the sun!

We're going to go on holiday,
We're going to have a rest!
We're going to go on holiday,
Holidays are the best!

- 

What images come to mind when you think of going on holiday? Draw some. Present them to the class.

- 22**  **Your friend from the UK visited you last summer. Which of the following did you do? Decide, then tell your friend.**



We went horse-riding
in an apple forest.

- go horse-riding in an apple forest
- walk in the Charyn Canyon
- play mini-golf at the Khan Shatyr Entertainment Centre
- try beshmarak and kumis
- go ice-skating at the Medeu Skating Rink
- go rafting on the Ili river



45



Time for CLiL Geography

the Seven NATURAL Wonders of the World

Our Planet's Treasure 2

23 Listen and match.
Then talk with your friend.

- A Canada and Norway
- B the USA
- C Brazil
- D Tibet and Nepal
- E Zambia and Zimbabwe
- F Mexico
- G Australia



1 B

The Grand Canyon



2

Mount Everest



4

Parícutin



3

The Harbour of Rio de Janeiro



6

The Great Barrier Reef



5

The Northern Lights



7

Victoria Falls

Which natural wonder would you like to see?

The Grand Canyon.

Where can you see it?

In the USA.



24 Read and choose.

The **Great Barrier Reef** in Australia is one of the world's natural wonders. It is **2,300 kilometres** long, and you can see it from space! The reef is home to many kinds of fish and coral. One third of the world's soft coral is there! But the coral reef is getting smaller and smaller. This is because people kill too many fish and they throw rubbish into the clear blue waters of the reef. Let's hope we can look after this amazing wonder so people can still see it hundreds of years from now!

1 How long is the Great Barrier Reef?
A 2,300 kilometres
B 230 kilometres

2 What can you see there?
A fish and coral
B things from space

3 Why is it a natural wonder?
A It's in Australia.
B It's got one third of the world's soft coral.

4 Why is it getting smaller and smaller?
A There are a lot of fish there.
B People throw rubbish there.

25 @ Find information about another natural wonder. **Where is it? Why is it a natural wonder? What problems does it face? Make a project or a PowerPoint® presentation. Present it to the class.**



Our World

26 Listen and read. Which place would you like to visit? Why?

Lake Kaindy is 400 metres long and about 30 metres deep. The underwater forest there is amazing! You can see the tops of the trees coming out of the water like long white spears! The water in the lake is very cold (only about 6 degrees Celsius in summer), but very clear. When you dive into the lake - if you are brave enough - you can see the pine needles from the trees below the water!




27 Read and match to make sentences.

- | | | |
|----------------------------|--|---|
| 1 The water in Lake Kaindy | | a is in Northern Ireland. |
| 2 It looks like steps | | b is very cold! |
| 3 The Giant's Causeway | | c that go all the way down to the sea. |
| 4 There is an underwater | | d forest in Lake Kaindy. |

28 Find information about an amazing place you would like to visit. **Where is it? What can you see or do there?** Make a project or a PowerPoint® presentation. Present it to the class.

The **Giant's Causeway** is a natural rock formation in Northern Ireland. It looks like steps that go all the way down to the sea. An Irish legend says that a giant called Finn McCool built the Giant's Causeway. One of the rock formations looks like a giant boot! The Giant's Causeway is the most popular tourist attraction in Northern Ireland!



CHECK Point 3



1 Read and complete. Then match.

- 0 **A** Let's go for a swim in the **alek lake**.
- 1 Where is the Amazon **rinafeorst** _____?
- 2 We went to an **ilasdn** _____ on holiday this summer.
- 3 Let's climb that **umonaint** _____!
- 4 You can see the **oecna** _____ from his house.
- 5 There is a **ivrre** _____ in my village.



2 Read and match.

0 <input type="checkbox"/> c 123	3 <input type="checkbox"/> 567
1 <input type="checkbox"/> 334	4 <input type="checkbox"/> 600
2 <input type="checkbox"/> 400	5 <input type="checkbox"/> 1,000

- a five hundred and sixty seven
 b a thousand
 c one hundred and twenty-three
 d six hundred
 e three hundred and thirty-four
 f four hundred

3 Read and complete.

- 0 Which is the **twelfth** (12) month?
- 1 My birthday is on the _____ (30) of July.
- 2 Assel lives on the _____ (9) floor.
- 3 Nauryz is on the _____ (21) of March.
- 4 It's Grandma's _____ (90) birthday today!
- 5 What day is the _____ (1) of September?

4 Read and choose.

- 0 Mum's _____ the bedroom.
 A in B on C under
- 1 The teacher is standing _____ us.
 A under B above C in front of
- 2 I want to visit _____ Aral Karakum desert.
 A the B a C -
- 3 There's a clock _____ the teacher's desk.
 A next B above C on the left
- 4 Sam is sitting _____ me.
 A near B next C down
- 5 My dog likes sleeping with me _____ my bed.
 A behind B on C opposite
- 6 Sherkala is _____ mountain near Shetpe.
 A a B - C an



4 Professions and Ways of Communication



Did you know?

This is one of the first **TVs**, about **70** years ago!





1 Look at the picture. What are the children doing? Have you got any of these gadgets? If yes, what do you use them for?



2 **Thinking Cap**: How do you communicate with your family and friends? Which way of communication do you use more often? Choose and tell the class.

- send text messages
- chat online
- use a mobile phone
- send emails

I like chatting with my friends online. I chat with them every day.

Body Language

3 **Let's Play**



4 Look, read and choose the correct answer.

1 It's your brother's birthday! You **kiss/shake** him on the cheek.

2 Your dad meets a friend. They **shake/hug** hands.

3 It's Mother's Day! You **make/hug** your mummy.



Call me!



5 Listen and repeat. How do you usually travel every day?



6 Thinking Find the means of transport. More than one can be correct.

- You have to wear a helmet.
scooter, motorbike
- It has to travel on rails.
- You have to buy a ticket.
- You have to go to a station to get on/off this.
- You have to wear a seat belt.
- You have to go to a stop to get on/off this.



7 Match the opposites. Then rearrange the letters to complete the texts.

- | | | |
|---------|---|-------------|
| 1 fast | ↔ | a dangerous |
| 2 safe | ↔ | b slow |
| 3 quiet | | c expensive |
| 4 clean | | d short |
| 5 long | | e dirty |
| 6 cheap | | f noisy |

Travelling in a hot-air balloon is **1) slow**, but quite **2) safe**. You can't sit and you have to stand the whole time. It is also very **3) expensive** to ride in a hot-air balloon.

The underground is a popular means of transport. It is **4) quiet** and **5) clean**, too. The only problem with the underground is that it can be **6) noisy** and **7) dirty** sometimes.



Study spot



A scooter is slower **than** a motorbike.

- fast - faster
- big - bigger
- easy - easier
- good - better
- bad - worse



8 Say and write.

- | | | |
|-----------------|-----------------|-----------------|
| 1 tall - taller | 4 small - _____ | 7 bad - _____ |
| 2 good - _____ | 5 fat - _____ | 8 short - _____ |
| 3 funny - _____ | 6 noisy - _____ | 9 dirty - _____ |

9 Thinking Read and make sentences, as in the example.

- 1 bike/fast/motorbike
Motorbikes are faster than bikes.
- 2 car/safe/scooter
- 3 minibus/slow/tram
- 4 plane/noisy/hot-air balloon
- 5 train/cheap/plane

10 Let's Play

A helicopter is faster than a car.



A helicopter is faster than a car.





11 Look at the pictures. Which of these means of transport would you like to try? Why? Tell the class.

12 Listen and read.

TERRIFIC TRANSPORT!

Are you going to go to any of these places on holiday? You are going to get a nice surprise!

Taking the train in **Kazakhstan** is a great way to get around! The trains travel really fast, up to 200 kilometres an hour! You can even have a bed to sleep in! You can meet a lot of interesting people along the way, so make sure you take a lot of tasty snacks with you to share with your new friends!



Husky sleds are very important in **Alaska**. For some people they are the only means of transport they have. They can travel over snow quickly and easily. A ride on a husky sled is an experience you can never forget!



Cable cars are a way of life in Rio de Janeiro, **Brazil**. They carry 12,000 people a day from the hilltops down to the city. They also give tourists the chance to see the wonderful sights from up high! What a great way to travel!



Tuk-tuks are very famous in **Thailand**. These three-wheeled taxis are a great way to get around the busy cities. You can get some fresh air, too. Look! No windows!





13 Read and correct the mistakes.

- 1 Trains in Kazakhstan can travel up to ~~20~~ kilometres an hour.
- 2 You can find husky sleds in **Thailand**.
- 3 Husky sleds can travel over **water**.
- 4 Cable cars in Brazil carry **120** people every day.
- 5 Tuk-tuks are **four**-wheeled taxis.
- 6 Tuk-tuks haven't got any **wheels**.

200

14



Thinking
cap

Find information and write about another unusual means of transport. Present your project to the class.



Word Gym!

Expressions with *get*

15 Complete the sentences with the words below.

• ~~home~~ • some fresh air • back • dark • old • around

- 1 Dana, how are you getting **home**? By bus?
- 2 When did you get _____ from Almaty? Last night?
- 3 Buses are a great way to get _____ big cities. They're cheap, too!
- 4 It gets _____ very early in winter.
- 5 Open the window. I want to get _____.
- 6 My dog is getting _____. He's almost eleven.



16 Listen and repeat. Then match.



- | | | | | |
|---|---|---------------------|----|---------------|
| 1 | a | computer programmer | 6 | news reporter |
| 2 | | mechanic | 7 | waitress |
| 3 | | nurse | 8 | photographer |
| 4 | | electrician | 9 | dentist |
| 5 | | shop assistant | 10 | architect |

17 Read and complete.

- My father can fix his own car.
He's a(n) **mechanic**.
- Assel works at a hospital.
She's a(n) _____.
- I can design computer games.
I'm a(n) _____.
- Kanat works at the TV station.
He's a(n) _____.
- My sister works at a café.
She's a(n) _____.
- Mr Aronov designed our house.
He's a(n) _____.

18 Listen and match. There is one extra job.

Children	Jobs they would like to do
1 <input type="checkbox"/> Simon	A D
2 <input type="checkbox"/> Tina	B E
3 <input type="checkbox"/> Bob	C F
4 <input type="checkbox"/> Kelly	
5 <input type="checkbox"/> Nick	



Study spot



Dr Green

Dr Black

Dr Brown

Dr Black is **the tallest** of the three.
Dr Green is **the youngest** in the hospital.

- tall - taller - tallest
- big - bigger - biggest
- easy - easier - easiest
- good - better - best
- bad - worse - worst



19 Look, read and complete.

My Neighbours!



This is where I live. I think it is **1) the prettiest** (pretty) village in the world! Meet my lovely neighbours.



This is Mr Harris. He is a mechanic, but he's got **2) _____** (slow) car in the world! How funny!

This is Mrs Smith. She lives next door to us. She's **3) _____** (kind) nurse of all! She always looks after the people when they are sick.



Mrs Carmen lives opposite my house. She's a waitress and her café sells **4) _____** (tasty) cakes in our village. Yummy!

Look at Mr Yang. Mr Yang is an architect and so he has got **5) _____** (big) house in the village! Wow!



These are my neighbours and they are great!

Make your own *My Neighbours!* project. Present it to the class.



My Favourite Community Helper

20 Listen and read. Then answer.

Miss Taylor is our school bus driver and she is my favourite community helper because she is the friendliest person I know. She always has the biggest smile on her face.

Miss Taylor is a very busy woman. She gets up early every day to clean the school bus and check the tyres. Then she has to go around town and pick us up for school from six different bus stops. She always plays music for us on our way to school. Her favourite singer is Taylor Swift.

Miss Taylor loves music and in her free time she is a DJ at the local radio station! She calls herself 'DJ Tale'! She also loves singing and she is the lead singer in an all-girls band!

With her friendly smile and her love of music, Miss Taylor is the best bus driver I know! I like her a lot!



By Susan Smith

- 1 What's Miss Taylor's job?
- 2 What does she do before she starts work?
- 3 Who is her favourite singer?
- 4 What does she do in her free time?

21 Read and choose.

- 1 Miss Ospanova is a school bus driver. She takes **we/us** to school.
- 2 I think the tyre is flat. We need to change **it/him**.
- 3 Postmen deliver letters. They keep **them/it** in their bags.
- 4 The camera is on the table. Can you bring **it/its** to me?
- 5 The nurse is coming. Tell **she/her** what's wrong.



Talk with your friends. Then write about your favourite community helper.

... is our ... and ... is my favourite community helper because ...

... is the best ...



22  **Let's Sing!**

Architects and artists
Sharing their ideas.
Doctors, nurses, teachers
Working hard at their careers!

Photographers, musicians,
We need their talents, too!
Computer programmers
Always think of something new!

*Working for a living,
Doing our jobs every day.
Helping our community
In our own special way!*



• **Thinking Cap**: For which of the jobs in the song do you need to ...

- 1 wear a uniform?
- 2 work inside? outside? both inside and outside?
- 3 work with other people?
- 4 work alone?

23 **Thinking Cap**: Read and find the best job for the children below.

1



Zhaniya
I like working with numbers. I'm good at Science and Maths. I love surfing the Net.

2



Billy
I like painting and taking photos. I love travelling.

3



Tina
I'm good at Science. I like fixing things. I want to have a fast car one day.

4



Berik
I don't mind travelling. I like learning languages. I like meeting people, too! In my free time I love reading magazines and watching TV shows.

I think Zhaniya can be a ... when she grows up because she ...

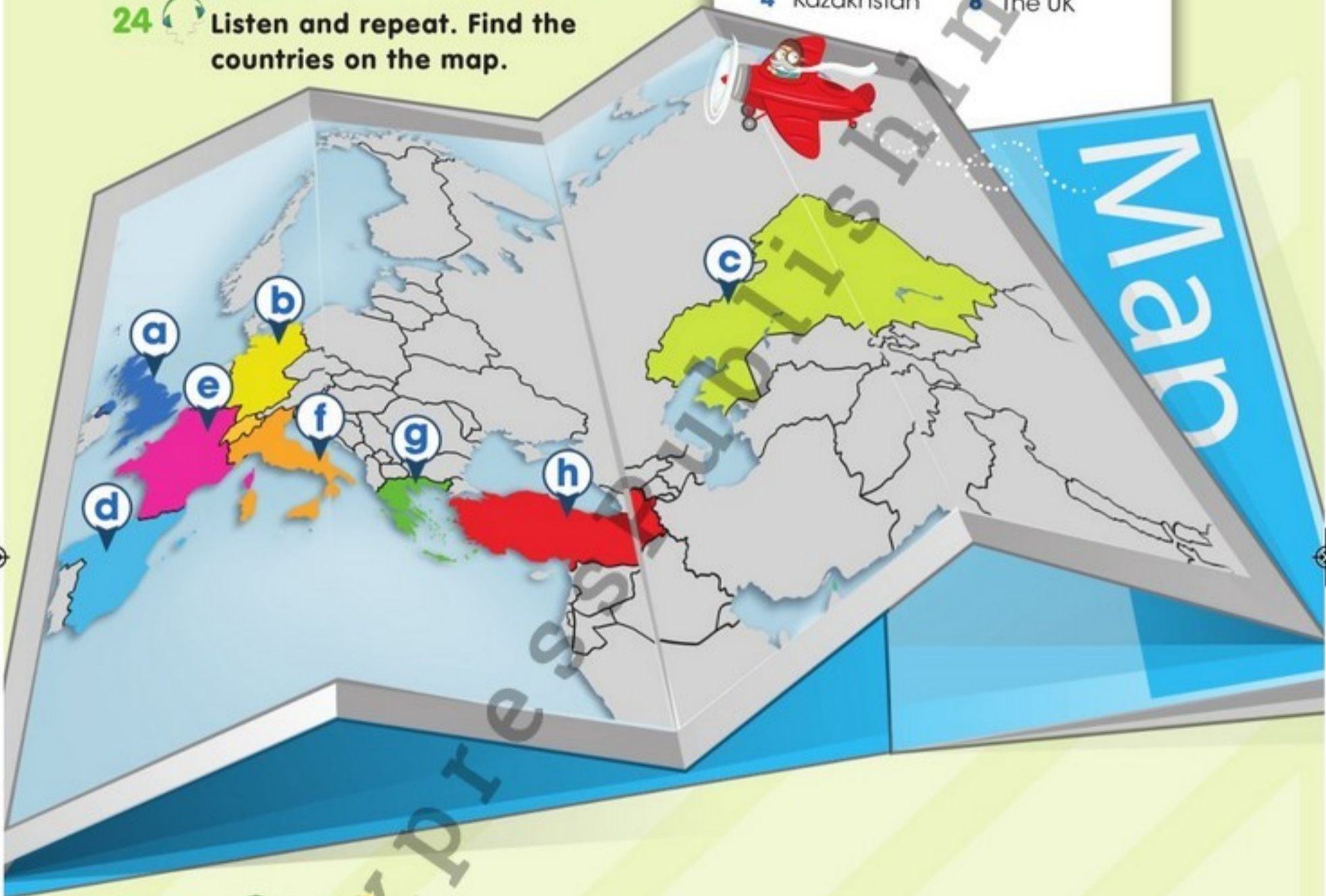


Time for CLiL Geography

Communicating Around the World

24 Listen and repeat. Find the countries on the map.

- | | |
|---------------------|------------------|
| 1 Spain | 5 Greece |
| 2 Turkey | 6 France |
| 3 Italy | 7 Germany |
| 4 Kazakhstan | 8 The UK |



25 **Talking point** Listen and read. Make a new dialogue with your friend.

Korkem: Hello, I'm **Korkem**. I'm from **Kazakhstan**. Where are you from?

Mario: Hi, I'm **Mario**. I'm from **Italy**.

Korkem: Welcome to **Kazakhstan**, **Mario**!

Mario: Thanks!





26 Thinking Cap : Rewrite Mario and Korkem's text messages.



27 Write the sentences correctly.



Search

1 hello! my name is ben. i live in london. i'm nine years old and i like chatting on line with my friends.

Hello! My name is Ben. _____



2 ¡Hola! i'm carlos and i'm from barcelona. i talk on my mobile phone almost every day.



3 сәлеметсіз бе! i'm dana. i live in nur-sultan. i can use my mobile phone only on saturdays and sundays to talk with my friends.





Our World

Technology

28 Listen and read.

HIGH-TECH BUILDINGS!

BAITEREK TOWER

Look! This is **Baiterek Tower**. This is a very famous building in Nur-Sultan. It looks like the golden egg of the magic bird Samruk on top of a tree. The tower is 97 metres tall. You can take great pictures from up there and you can see the whole city. At night, Baiterek Tower changes colours. They use computers to do this. It is fantastic!



The Gherkin

or the 30 St Mary Axe is a skyscraper in London. It opened in 2004 and it is 180 metres tall! You can see it from 30 km away. There are 18 lifts in the Gherkin. They can go very fast. If you don't like lifts, there are 1,037 steps! The Gherkin is very famous and you can see it in some films, too!



29 Read and choose.

- 1 Baiterek Tower is taller / shorter than the Gherkin.
- 2 There are 1,037 / 1,307 steps in the Gherkin.
- 3 Baiterek Tower looks like a(n) egg / bird on top of a tree.
- 4 The Gherkin has got 18 lifts that can go very fast / slow.

30 @ Find information about a high-tech building. **Where is it? How tall is it? What does it look like? Make a project or a PowerPoint® presentation. Present it to the class.**


CHECK Point 4

1 Read and number.

- 0 minibus
- 1 tram

- 2 plane
- 3 hot-air balloon

- 4 underground
- 5 scooter



2 Look, read and complete.



- 0 Mrs Aliyeva is a(n) **nurse**.
- 1 Mr Nurbayev is a(n) _____.
- 2 Mr Ospanov is a(n) _____.
- 3 Mrs Omarova is a(n) _____.
- 4 Mr Abuov is a(n) _____.
- 5 Mrs Ivanova is a(n) _____.
- 6 Mr Iskakov is a(n) _____.
- 7 Mrs Kaliyeva is a(n) _____.
- 8 Mr Popov is a(n) _____.

3 Read and choose.

- 0 Our car is _____ than yours.
A big **B bigger** C the biggest
- 1 This van is very _____.
A long B longer C the longest
- 2 Which is _____ means of transport?
A safe B safer C the safest
- 3 Travelling by ferry is _____ than travelling by train.
A slow B slower C the slowest
- 4 Trams in this city are _____ than in my city.
A bad B worse C the worst
- 5 A holiday by the sea is _____ than a holiday in the mountains.
A good B better C the best
- 6 Which is _____ way to get around Nur-Sultan?
A easy B easier C the easiest

Presentation Skills II

A Popular Holiday Destination (Group Presentation)

- 1 Alison and three of her classmates are presenting Cairo, a popular holiday destination. Listen to their presentation and match the presenters to the slides.



- Khan el-Khalili
- jewellery, ceramics, leather bags



- kebabs
- fatir



- hot and sunny
- Egypt – north-east corner of Africa

- 2 How do they introduce the other members of the group? Listen to the presentation again and complete.

1 I will _____ to Sam and he will tell you what you can see and do in Cairo.

2 Now, _____ Mike to make you all feel hungry.

3 And now, it's Kelly's _____



- The Great Pyramid
- The Sphinx
- camel ride across the desert

OVER TO YOU



Plan

3 Introduction, Main Body or Conclusion? In groups, read and decide where you would include the following information.

- 1 Close your eyes and listen to this music.
 - 2 Mexicans love *panuchos* (corn tortillas with beans, chicken, salad and onions).
 - 3 You are wearing a sombrero.
 - 4 Perhaps now you will choose Cancún as your next holiday destination.
 - 5 The most popular market to buy souvenirs is Coral Negro Flea Market.
 - 6 Mexico is in the southern part of North America.
 - 7 Thank you for taking the time to listen to us.
 - 8 Visit Parque de las Palapas, the main park in Cancún.
- @ In groups, find some more information about Cancun (e.g. museums, activities etc).

Prepare

4 You are going to present a popular holiday destination. In groups of four, decide on the order of the steps to follow.

How to Prepare the Perfect Presentation!



- Decide how to **begin** and **end** the presentation. Are you going to tell a joke, make a statement, etc?
- 1** **Brainstorm** for ideas. Choose an interesting holiday destination and think about why it's interesting.
- Decide **who** is going to present **each part** of the presentation.
- Check your **equipment** (CD player, laptop, etc.).
- Decide **how** to present the information. Are you going to use videos, music, drawings, PowerPoint® slides, etc.?
- Research** for information on the Internet, in travel books, encyclopaedias, etc.
- Rehearse** and **time** your presentation.
- Prepare your **notes**. Write down key words/sentences.
- Choose** and **organise** the information. What information are you going to give first, second, etc.?
- Decide what to include in the **Introduction, Main Body** and **Conclusion**.

Practise

- In groups, rehearse your presentation.
- It is a good idea to ask a friend to listen to you. Does he/she have any questions for you?

Present

In groups, present a popular holiday destination. Follow 'PRESENT':

- P**lan, prepare and practise.
- R**emember to use simple, short sentences.
- E**ye contact with your classmates is important.
- S**peak clearly and not too quickly.
- E**ntertain your classmates with music, pictures, jokes, etc.
- N**ever read from your note cards or slides.
- T**ry to keep calm and relaxed!



1 Listen and read. How does the old watchman warn the people of Kraków?

1 This is the city of Kraków in Poland many years ago. An old watchman is standing at the top of a tower. Every day, he stands there looking over the city, making sure its people are safe. One day he sees a cloud of dust in the distance. The old watchman is worried. What is it?



The Trumpeter of Kraków

A story from Poland

2 As the watchman looks closer, he can see that a large army is galloping towards the city. Invaders from the east want to attack the people of Kraków!



3 There is only one thing the watchman can do. He picks up his trumpet immediately and starts to play the warning tune again and again!



4 At first the people of Kraków are puzzled. They don't know why the watchman is playing the warning tune again and again. Suddenly, they realise that someone is attacking their city.



5 The invaders are getting closer and closer to the city. But the Polish archers are ready to fight. The archers line up and the battle begins. The Polish arrows fly through the air! Eventually the invaders turn back. Kraków is safe!





dust



army



gallop



attack



puzzled



battle



archer

- 6 Everyone is celebrating, but the old man is not with them.

Where is the watchman?



We must find him. He is a hero!

- 7 The people find the old watchman but, sadly, he is dead. He is still holding his trumpet, ready to blow one last note.



- 8 The brave old watchman from Kraków becomes a hero. Hundreds of years later, from the tower in Kraków, every hour a trumpeter plays the tune to remember the Trumpeter of Kraków!



2 Read and put the story in order.

- A The archers line up and protect their city.
- B The people of Kraków understand that someone is attacking their city.
- 1 C The old watchman sees an army galloping towards Kraków.
- D The people of Kraków show respect to the old watchman by playing the tune every hour.
- E He plays the warning tune on his trumpet.
- F The city of Kraków is safe, but the old watchman is dead.

3 Over to you: Tell the class.

- 1 Do you like the story? Why?/Why not?
- 2 What's your favourite part of the story?
- 3 Why should we respect brave people like the old watchman?



Show respect to people who give their lives to save others!



5 Hot and Cold



Did you know?

The fastest wind speed ever recorded was on Barrow Island, Australia. It was 408 kilometres an hour!





Weather 1

1 Look at the picture. Answer the questions.

- 1 What season is it?
- 2 What's the weather like?
- 3 What clothes are they wearing?
- 4 What holidays are there in this season?

2 Listen, point and repeat.



3 Read and match. Then say.

- 1 Swimming
- 2 Skiing
- 3 Surfing
- 4 Skating
- 5 Camping
- 6 Snowboarding

a summer activity

a winter activity

Swimming is usually a summer activity, but skiing is ...

4 Let's Play





5 Match the words to the pictures. Then listen and check.

- 1 e campfire
- 2 firewood
- 3 rope
- 4 fishing rod
- 5 first-aid kit
- 6 blanket
- 7 camp stove
- 8 cool box
- 9 whistle
- 10 penknife



6 Read and find the words.

- 1 You use this when you get hurt.
- 2 You use this to make a fire.
- 3 You make a sound when you use this.
- 4 You can get warm near this.
- 5 You can cook on this.
- 6 You can use this to tie something.
- 7 You use this when you are cold.
- 8 You can use this to cut things.
- 9 You can use this to catch fish.
- 10 You can keep your food in this.

first-aid kit

f _____

w _____

c _____

c _____

r _____

b _____

p _____

f _____

c _____

Study spot

You **have to** pay £50 a day at the campsite.
 You **don't have to** bring a tent.
 You **must** have warm clothes.
 You **mustn't** drop litter.



7 Complete the sentences. Use: **must** or **mustn't**.

- 1 You **must** camp at a campsite.
- 2 You _____ take a tent, a sleeping bag and a whistle with you.
- 3 You _____ cook on a camp stove.
- 4 You _____ go near wild animals.
- 5 You _____ take a first-aid kit with you.
- 6 You _____ eat wild fruit and vegetables.
- 7 You _____ keep your food in a cool box.
- 8 You _____ go for a walk alone.

Camping
Safety



8 You want to go camping. Talk with your friend and find out about what you **have to/don't have to** do at a campsite.



- bring a tent? (X)
- pay? (✓)
- cook? (X)
- wash my clothes? (✓)
- clean around my tent? (✓)
- have a camp stove? (X)



9 Listen and read.



1
Man: Right, everyone! We must put up the tents before it gets dark!
Lilly: Can we collect the firewood for the campfire?
Man: Yes, OK.



2
Man: Daisy! You mustn't use your mobile phone when we're camping!
Jake: Use it only in an emergency!



3
Jake: Why can't we light the campfire?
Liam: The firewood is wet! It must be dry, Lilly!
Lilly: There isn't any dry firewood anywhere.



4
Daisy: Well, now what?
Jake: I'm hungry and we can't cook anything!



5
Liam: Daisy! Put the phone down and come here!
Daisy: Wait a minute!



6
Lilly: Hey, what's this?
Daisy: It's an emergency pizza!



10 Read the story again and say if the sentences are **True** or **False**.

- 1 The children are camping with their families.
- 2 Lilly wants to collect the firewood.
- 3 Daisy gets a text message because there is an emergency.
- 4 They can't light the campfire because the firewood is wet.
- 5 Daisy is making a pizza for everyone.

11 **Thinking** : Read the story again and match.

- 1 They must hurry and put up the tents
- 2 They can't cook
- 3 Jake is not happy
- 4 Daisy is talking on the phone
- a because they can't cook a meal.
- b because she is ordering a pizza.
- c because they can't light the campfire.
- d because night is falling.

12 **Act out the story**

13 **Talking point** Listen and read. Make a new dialogue with your friend.

Saule: I love camping.

Berik: Me, too! Let's get everything ready.
We must **put up the tent**.

Saule: Can I **collect the firewood**?

Berik: **Yes, it's easy**. And we must **get some water**, too!

Saule: I can do that.



Sounds Spot!

14 Listen, point and repeat.

igh

y



knight



light



spy



sky

15 Complete. Then listen and repeat.



I sp___ with my
little eye a
kn___t I ___ting
a fire and
looking at the
sk___!





Weather 2

16 Look, choose and write. Then listen and check.



17 **Thinking** Match the short dialogues to some of the words in Ex. 16.

1 **A** A: What was that light and noise?
B: Don't worry, dear! Go back to sleep.

2 **A** A: We couldn't get out of the house.
B: Why not?
A: There was water everywhere!

3 **A** A: What did you see?
B: I saw a big ball of snow rolling down the mountain!

4 **A** A: And then? What happened?
B: Small balls of ice fell from the sky!

Study spot

Can you open the window, please? It's hot in here.
Can I use your phone? **Yes, you can./No, you can't.**



18 Make sentences.

1 house?/Can/your/stay/we/at
Can we stay at your house?

Our house is full of water after the flood.

2 email/you/an/Can/send/for me, please?

_____ We haven't got electricity at home after the tornado.

3 all/Can/close/you/windows, please?/the

_____ I'm afraid of thunder and lightning.

4 leave/Can/early?/we

_____ There's a storm coming.

19 Complete. Then act out.

1 A: Can I go skiing at the weekend, Dad?

B: 😞 **No, you can't.** There was an avalanche in that area this morning.

2 A: Miss, can I leave early?

B: 😊 _____
But only if the rain stops.

3 A: Mum, can I go out tonight?

B: 😞 _____ It's snowing.
The roads are dangerous.

4 A: Can I stay in the tree house?

B: 😞 _____
There's thunder and lightning outside.

20 What does the teacher have the children do when there is a fire drill? Listen and number. Then say.

A FIRE DRILL

A walk to the main door

B wait quietly

C walk outside in a line

D go to the meeting point

1 *The teacher has the children walk to the main door.*



Volcanoes

Welcome to Camping Europe!

21 Read and underline. Then listen and check.

We are in the beautiful countryside of Murol, France. Everywhere you **1) look/watch** there are volcanoes, more than **2) eightieth/eighty** of them! It's a place you **3) must/have** to see to believe!

Our campsite offers everything you need, so you don't **4) have/has** to pack a lot of things!

There are lots of fun activities for all the family. You can go walking, go fishing, go horse riding **5) because/or** just relax and enjoy the beautiful view. One thing you must do when you are here is take a train ride **6) up/down** to the highest volcano, Puy de Dôme. You can get a great view of all the volcanoes from there!

Book now for an amazing experience!



22 Listen and circle.

All about VOLCANOES!

- The word *volcano* comes from Vulcan, the **1) Roman / Greek** god of fire.
- The largest active volcano is Mauna Loa in **2) Spain / Hawaii**.
- Most volcanoes are in the **3) Atlantic / Pacific** Ocean.
- **4) There are some / There aren't any** volcanoes in the UK.
- The largest volcano in Europe is Mount **5) Vesuvius / Etna** in Italy.



**Talk with your friends.
Then write a small text
about a campsite in your
country.**

Welcome to ...!

We are in ... !
It's a place you ... !
Our campsite offers ...!
There are lots of fun
activities ...!

Book now for ...!



23

Let's Sing!

It's a windy day in London Town,
London Town, London Town.
It's a windy day in London Town.
A windy, windy day!

It's a rainy day in London Town,
London Town, London Town.
It's a rainy day in London Town.
A rainy, rainy day!



24

Thinking Cap

Riddle Time: Read and answer.

What always falls, but never gets hurt?
(You can see it in the picture in Ex. 23.)

25



Thinking Cap

In three minutes, write ...

- 1 five kinds of weather.

- 2 two winter activities.

- 3 three summer activities.

- 4 four things you can take with you when you go camping.

- 5 two things you mustn't do when you go camping.



Time for CLiL Geography

Snow and Ice

26



Thinking: Choose and write on the igloo the words that have to do with snow and ice.

~~gloves~~

summer

scarf

snowflake

shorts


penguin

winter

sunglasses

ice crystal

beach



27



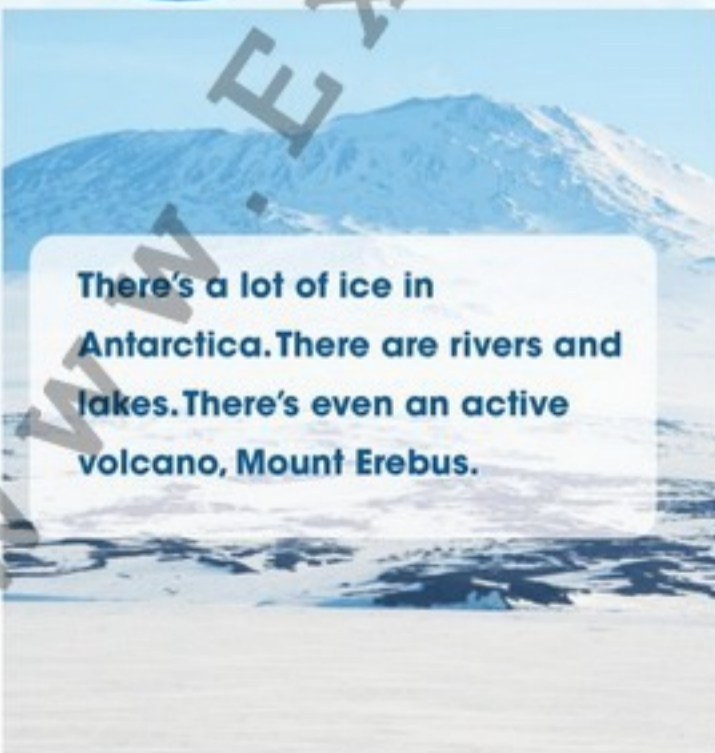
Listen and read.



Antarctica is the coldest and windiest place on Earth. It is bigger than the USA!



Penguins and blue whales live in Antarctica.



There's a lot of ice in Antarctica. There are rivers and lakes. There's even an active volcano, Mount Erebus.



Antarctica is dark twenty-four hours a day in winter. Winter in Antarctica is from March to August. Summer is from September to February, when it is light all the time!

28 Read again. Correct the sentences.

- 1 Antarctica is ~~smaller~~ ^{bigger} than the USA.
- 2 There's a lot of **rain** in Antarctica.
- 3 Mount Erebus is a **lake** in Antarctica.
- 4 Penguins and **polar bears** live in Antarctica.
- 5 Summer in Antarctica is from September to **March**.



29 Read, choose and complete.

~~below~~
snowflakes
different
200
largest

We get snow when the temperature is

- 1) **below** zero. Small ice crystals stick together to make 2) _____ . Each snowflake can have up to 3) _____ crystals in it! The amazing thing about snowflakes is that each one is 4) _____ , but they have all got six points! The 5) _____ snowflake was 15 centimetres long!



- ## 30 This is the flag of Antarctica.
- In pairs, draw and make a new flag with new colours. Present it to the class.



Funtime!

Who's a penguin's favourite person?
Aunt Arctica

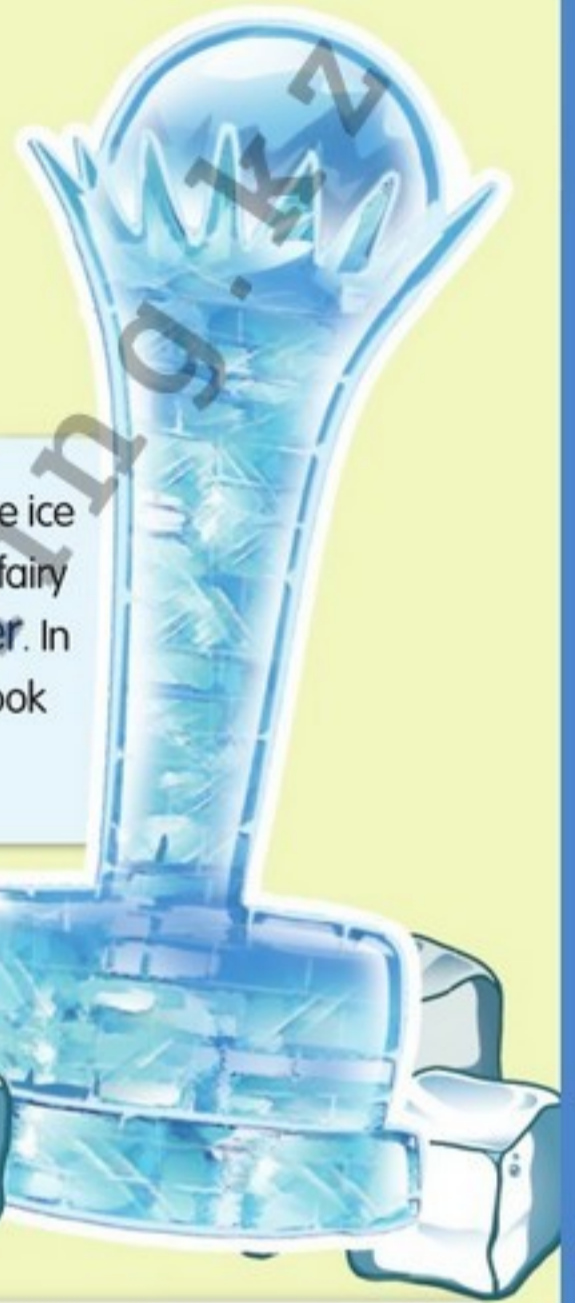




Our World

31 Listen and read.

Every year in December, **Nur-Sultan** becomes an ice city! People use ice bricks to make sculptures. The sculptures are usually animals, castles, fairy tale characters or famous buildings like **Big Ben** or **Baiterek Tower**. In the evening, different coloured lights shine on all the sculptures. They look fantastic! You must visit Nur-Sultan in December. It's magical!



Every year in January and February, thousands of people visit the **Québec Winter Carnival**. At the carnival there are lots of fun activities for everyone. The Ice Palace is at the centre of all the activities and looks like something from a fairy tale. At the Québec Carnival you can also enjoy snow sculptures, shows, and skating! The carnival lasts for seventeen days so there is lots of time to try everything!

32 Read and answer.

- 1 When does Nur-Sultan become an ice city?
- 2 What do the people use to make sculptures?
- 3 What are the sculptures usually?
- 4 When is the Québec Winter Carnival?
- 5 How many days does it last?

- **Thinking cap**: Read the texts again. Say two things that impressed you.

- 33 Find information about an unusual festival. **When is it? What can you see/do there? Make a project or a PowerPoint® presentation. Present it to the class.**

CHECK Point 5



1 Look, read and circle.



cool box

first-aid kit



penknife

whistle



camp stove

blanket



rope

fishing rod



campfire

firewood



penknife

rope

2 Read and complete.

A: What's the weather like?

B: It's hot and it's 0) sunny.

A: What's the weather like?

B: It's cold and it's 1) _____.

A: What's the weather like?

B: It's windy and it's 2) _____.

3 Nurlan wants to go camping with his family. What **must/mustn't** he do? Read and complete.



- 0 He **must** take warm clothes with him.
 1 He _____ light campfires near trees.
 2 He _____ go for a walk alone.
 3 He _____ make much noise.
 4 He _____ go near wild animals.
 5 He _____ have a rope with him.

4 Make sentences.

0 Can/the/I/campfire?/light
Can I light the campfire?

1 volcano?/we/visit/the/Can

2 He/come/doesn't/to/with/have/us.

3 your/Can/use/penknife?/I

4 our/We/to/wash/have/clothes.

5 early./They/have/don't/get/to/up

Extra Check 5: Activity Book p. 56



6

Healthy World




Did you know?

WATERMELONS
are 90% water and 100%
healthy!





Healthy Bodies 1

1  **Look at the picture. Answer the questions.**


- 1 Where are the children?
- 2 Can you name any of the food?
- 3 Is the food healthy?
- 4 What do you usually eat at school?

2 **Thinking Cap** : Read and choose. There are two extras.



- 1 gives your body what it needs to work properly.
- 2 gives you more energy.
- 3 makes you fat.
- 4 stops you getting sick.
- 5 makes you feel sad.

Healthy Bodies 2

3  **Make sentences to complete the poster.**

1 fruit/Eat/and/more/vegetables!
Eat more fruit and vegetables!

2 active/Get/day!/every _____

3 lot/Drink/a/water!/of _____


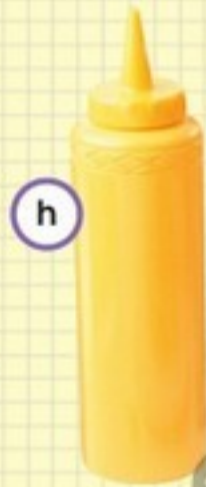
4 ten/Sleep/hours!

4    **In pairs, write two more ways to a healthy body. Draw pictures. Present them to the class.**



5 Listen, point and repeat. Then match.

- | | | | | | |
|---|----------------------------|-----------------|----|--------------------------|------------|
| 1 | <input type="checkbox"/> b | salt and pepper | 6 | <input type="checkbox"/> | mayonnaise |
| 2 | <input type="checkbox"/> | cabbage | 7 | <input type="checkbox"/> | lettuce |
| 3 | <input type="checkbox"/> | pizza | 8 | <input type="checkbox"/> | cucumber |
| 4 | <input type="checkbox"/> | sausage | 9 | <input type="checkbox"/> | mushrooms |
| 5 | <input type="checkbox"/> | olive oil | 10 | <input type="checkbox"/> | mustard |



6 Thinking: You want to make a salad. In pairs, decide what to include.



Let's put some tomatoes in our salad.

Yes, sure. Why not?/Oh, no. Let's ...



Study spot

Tina and Mary **are cooking now**.
They **are having** a birthday party **this afternoon**.



7 Match. Then talk with your friend.

- 1 wash the dishes
- 2 eat an apple
- 3 buy mushrooms
- 4 go to the gym
- 5 make dinner

- a Eating fruit keeps us healthy!
- b Going shopping is a lot of fun!
- c Cooking is my hobby!
- d Helping at home makes my mum happy!
- e Exercising gives me more energy!

A: *What are you doing?*
B: *I'm washing the dishes.*

A: *Washing the dishes?*
B: *Yes. Helping at home makes my mum happy!*

8 Who is doing what for tomorrow's party? Listen and match. Then say.



Karlygash

Ayaulym

Bakhytzhан

Nurzhan



Karlygash is ...

9 Let's Play



I was at the supermarket. I bought cucumbers.

I was at the supermarket. I bought cucumbers and sausages.



10 Listen and read. What is the text about? Choose.

A Unusual Snacks

B Healthy Snacks

C Sweet Snacks



Attack!

All around the world, people love to take a break and eat a tasty snack. Let's take a look at a few snacks you can find when you travel around!

Shubat: Kazakhstan

A bowl of shubat, or camel's milk, makes a great snack! It tastes great and it's good for your health. Shubat can cure a lot of health problems. Drink it all up!



Peanuts and Ketchup chocolate: Austria

Do you like ketchup on your chips? How about in a chocolate bar? Is that a yes or a no?



Lemon and Pepper Tang: Pakistan

Feeling thirsty? How about a nice lemon drink with pepper! Will it make you feel cool or hot?



Octopus Flavoured Crisps: South Korea

A bag of octopus-flavoured crisps is a great way to get the taste of yummy octopus ... and you don't have to chew on the legs!



Fish and Chips Gelato: Australia

Take two popular dishes - fish and chips and ice cream, and put them together! Yummy ... or not?



Jelly Belly Tabasco Beans: USA

Here are some interesting sweets ... jelly beans with the flavour of ... hot tabasco sauce. Ouch!





11 Read and write the country.

You can eat/drink ...

- | | |
|--|--|
| 1 camel's milk in Kazakhstan . | 4 fish and chips-flavoured ice cream in _____. |
| 2 chocolate with ketchup and peanuts in _____. | 5 a lemon drink with pepper in _____. |
| 3 octopus-flavoured crisps in _____. | 6 hot and spicy sweets in the _____. |

12



Thinking
Cap

Create an unusual snack! Present it to the class.



Do you like juice? Do you like sausages? How about some sausage-flavoured juice? Drink it all up!

Word Gym!

Food Words


13 Read, choose and complete. You can use your dictionary to help you.

• hot and spicy • dessert • dish • flavours • chew • rare

- | | |
|--|--|
| 1 They sell fifty different flavours of ice cream here. | 4 How would you like your steak? _____, medium or well done? |
| 2 I like tabasco sauce, because I like _____ food. | 5 Fish and chips is my favourite _____. |
| 3 Don't eat so quickly. You must _____ your food properly. | 6 What's for _____? Cake? |



14 Listen, point and repeat. Which of these do you like? Which don't you like?



15 Read and choose the correct word.

- 1 a packet / carton of juice
- 2 a bar / loaf of bread
- 3 a bottle / bar of cola
- 4 a carton / pot of yogurt
- 5 a carton / loaf of milk
- 6 a bar / bottle of chocolate
- 7 a can / packet of peas
- 8 a bottle / jar of olive oil

16 Look at the trays. Who eats healthy food? Who eats junk food?



17 Listen and choose the correct trays.



Study spot

There is **some** olive oil.
 There isn't **any** cola.
 Are there **any** apples?
 Yes, there are.



a carrot
 an egg
 some cheese
 some peas



18 Write the words in the right box.

20 What is there in your lunchbox?
 Choose 4 food items. Tell the class.



There's a burger, a carrot, some crackers and some pizza in my lunchbox.


some

an
apple

a

19 Read and choose.

- 1 There are **some** / **any** sausages.
- 2 Is there **some** / **any** pizza?
- 3 Are there **some** / **any** eggs?
- 4 There isn't **some** / **any** orange juice.
- 5 There aren't **some** / **any** peas.
- 6 There is **some** / **any** pasta.





Healthy snacks

21 Complete. Then listen and check.
Which is your favourite snack?





Hi, guys. I want to find out about some healthy snacks.

Any ideas? 😊 😊

Molly



Comments



Why don't you try some slices of 1)  **apple** or pear with 2)  _____ as a dip? They're tasty and great for your teeth, too!



Posted by Manuel, Spain



Nuts make a great snack. Try 3)  _____ mixed with some 4)  _____, but be careful to choose nuts with just a little salt.

Posted by Susan, UK



I love sliced veggies with a cheese dip on the side! They're easy to make, too – just slice 5)  _____ and 6)  _____ or any other veggie you like.

Posted by Anna, Greece

Search posts

22 Read and match.

- 1 Where is the juice?
- 2 Why did you put mustard on your sausage?
- 3 How often do you eat fruit?
- 4 What are you making?

- a Because it's tastier this way.
- b Every day!
- c It's in the fridge.
- d A cake for mum's birthday.

Talk with your friends. Write a blog entry about healthy food.



Healthy food

What is it?

What do you need to make it?



23 Let's Sing!

Crisps, chocolate, sweets, ice cream,
 Leave them in their wrapper
 And try to eat green!
 Peanuts, fruit, a veggie or two,
 Food from Mother Nature,
 Yo - that's good for you!


*Be a healthy rapper
 And leave it in the wrapper!
 Be kind to yourself
 And leave it on the shelf!
 If it comes wrapped in plastic,
 Don't be enthusiastic!*



24 Thinking Cap: What's the main idea of the song? Choose.

- A It is better to eat food we can find in nature.
- B We must not throw away the wrappers.

25 Thinking Cap: Let's shop!





Time for CLiL Science

Save our Animals 1


26 What animal am I? Read and write.




polar bear

1 People hunt  me for my horn . I'm a **rhino**.

4 I am in danger because the Arctic ice  is melting . I'm a _____.

2 I am very big, but I'm still in danger. People hunt me and destroy the forests , my home! I'm a _____.

5 There are only 2,200 of me. People are cutting down  the bamboo  forests. I'm a _____.

3 There aren't many fish and people pollute  the sea, my home! I'm a _____.

dolphin



panda




rhino



gorilla



Save our Animals 2

27  Listen and read. Then act out similar dialogues.

Saule: Look at these amazing **pandas**. Where do **pandas** live?

Ulan: They live **in forests**. Did you know they are in danger?

Saule: Really? Why?

Ulan: Because **people hunt them and destroy the bamboo forests**.

Saule: That's a shame! We must do something to protect them!




Name: **Chimpanzees**
Where: in the jungle
Reason: people hunt them or sell them as pets





Name: **Green Turtles**
Where: in warm seas
Reason: people hunt them for their eggs

Help the Planet 1

28  Read and circle. Then listen and check.

Did you know? RAINFORESTS FACTS

- 1 More than 50% of the world's **animals** / **people** live in rainforests.
- 2 There aren't any rainforests in Antarctica because it's always very **hot** / **cold**.
- 3 The largest rainforest is the Amazon rainforest in **South America** / **Russia**.
- 4 Rainforests give us **pollution** / **oxygen**. That's why we must protect them.
- 5 Today rainforests are slowly getting **smaller** / **bigger** because people are cutting down the trees.

29   Design your own *Save the rainforests!* poster. Present it to the class.

Save the rainforests!





Our World

Help the Planet 2

30 Read and complete. Then listen and check.

• fur

• spots

• mountains

• trees

Kazakhstan is a country with many beautiful, wild animals. One of them is the snow leopard.

Snow leopards are amazing animals with white fur and black and grey 1) **spots**. They live in the 2) _____ and in the forests of Kazakhstan.

In the past, people hunted them for their 3) _____ or cut down the 4) _____ so they didn't have a home. But today, the people in Kazakhstan are protecting the snow leopard and its home! That is fantastic!



• danger

• litter

• years

• stones

Stonehenge is one of England's oldest monuments. It is about 5,000 5) _____ old, but today it is in 6) _____. There are many roads and cars around Stonehenge and the air pollution from the traffic damages these mysterious, giant 7) _____. Tourists must also be very careful when they visit Stonehenge. They mustn't drop 8) _____ or gum. We must all try to save this wonderful monument!



31 Read and complete.

- 1 Snow leopards were in danger because _____
- 2 Stonehenge is in danger because _____

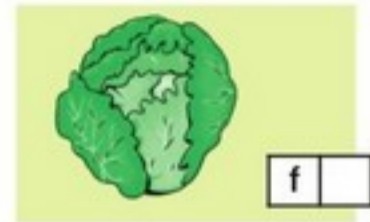

Over to you: Do you know other places/animals that are in danger? Tell the class.

CHECK Point 6



1 Number.

- 0 salt and pepper
- 1 cabbage
- 2 mayonnaise
- 3 mustard
- 4 sausage
- 5 lettuce



2 Read and underline.

- 0 We need two cartons/cans of milk.
- 1 Can you buy me a loaf/packet of bread, please?
- 2 There is some yogurt in the jar/pot.
- 3 Dana ate two bars/cans of chocolate!
- 4 We have to buy five bottles/pots of cola for the party.
- 5 Can I have a carton/packet of juice, please?

3 Read and write. Use: **some, any, a** and **an**.

- 0 Is there **any** cheese in the fridge?
- 1 We haven't got _____ milk.
- 2 Are there _____ biscuits in the packet?
- 3 There is _____ egg in the fridge.
- 4 I've got _____ juice for you.
- 5 I want _____ jar of jam.

4 Read and complete the sentences.

- 0 The Amazon rainforest **is getting** (get) smaller.
- 1 Mum _____ (cook) dinner for us.
- 2 The children _____ (make) a salad.
- 3 Look! The koala _____ (climb) the tree!
- 4 We _____ (visit) the zoo with our school today!
- 5 Kanat _____ (buy) some snacks for his party.

5 Complete the sentences to be true about yourself.

- 1 Next week, I'm _____.
- 2 Next Saturday, I'm _____.
- 3 Tomorrow, I'm _____.
- 4 Tonight, I'm _____.

Presentation Skills III

Endangered Animals

- 1  Read and complete Violet's presentation. Then listen and check. How does Violet begin and end her presentation?

Can I ask you all

So, let's see why

Another reason

Did you know

I'll leave you today

To begin with today




Hello, everyone. 1) **Can I ask you all** to close your eyes for a minute and picture this: the young ones are playing, climbing, rolling in the mud and having fun, while their mothers relax close by, keeping an eye on them. Where are you? At a playground? No! You're on a mountain in Africa watching a group of amazing mountain gorillas!

Mountain gorillas are wonderful animals, but they could become extinct if we are not careful. There are only about 700 of them left! 2) _____, I'd like to tell you a few things about these gentle giants. 3) _____ that they were only discovered in 1902? They live in the thick mountain rainforests of Africa, so they are quite well-hidden

from the world. Mountain gorillas look scary, but really they are very gentle creatures who live together in families and are mostly vegetarian. The family has got a big, male leader, called a silverback. The silverback looks after his family and will only become aggressive when he thinks his family is in danger. He's just a good dad!

4) _____ mountain gorillas might be in danger. Well, there's hunting for one thing. Hunters kill the gorillas for food. They also chop off body parts to sell as souvenirs. That's disgusting! 5) _____ the gorillas are in danger is that their homes are disappearing. People are chopping down the trees in the rainforests for land, firewood and houses.

Today, people are working hard to protect mountain gorillas, their forests and their way of life in the mountains. But why is this work so important? 6) _____ with something to think about. Dian Fossey, the famous scientist who studied mountain gorillas, once said: "*The man who kills the animals today, is the man who kills the people who get in his way tomorrow.*"

- 2  Listen to Violet's presentation again. Answer the questions.

1 How many gorillas are there?

3 Why are they in danger?

2 Where do they live?

OVER TO YOU



Plan

3 Ask and answer. Use the information below or your own ideas.

Name?	Asian Elephant	Red Wolf	?
How many left?	about 50,000	about 100	?
Interesting facts?	help with logging, vegetarian creatures, live in families	shy, eat small animals, live in small groups	?
Why endangered?	people hunt them for sport and food, sell tusks, destroy homes	people hunt them, forests where they live getting smaller	?

A: What's the name of your endangered animal?

B: The Asian elephant.

Prepare

4 Read and number. Write 1, 2 or 3.

Step : **Prepare your presentation.**
What information are you going to include in the **Introduction**, **Main Body** and **Conclusion**? How are you going to **begin** and **end** your presentation? **How** are you going to **present** your information?

Step : **Learn about the endangered animal.**
Where can you find some information?

Step : **Choose an endangered animal.**
What animal is your presentation about?

Practise

- Rehearse your presentation.
- It is a good idea to ask a friend to listen to you. Does he/she have any questions for you?

Present

Present an endangered animal. Don't forget to follow 'PRESENT' on page 65.

- **THINK**

"The question is, are we happy to suppose that our grandchildren may never be able to see an elephant except in a picture book?"

David Attenborough, scientist





- 1 Listen and read. How does Afolabi teach the lazy people a lesson?


The Town with Lazy People

A story from Africa

1 A long time ago in Africa, there was a town where the people were very lazy. They just didn't want to do anything. They didn't clear their gardens or pick up litter from the streets. The town never looked clean, but the people didn't seem to care.



2 Afolabi, the head of the town, was very upset and he tried to get the people to look after the town, but it was no good. They cleaned it up for a few days and then they just went back to their old, lazy ways.



3 One day, a very strong hurricane blew through the town. It blew down a tree and threw it across the main road of the town. Nobody wanted to do anything about the tree, so they just left it there. People climbed over it when they wanted to go from one end of the town to the other. Afolabi was very angry and decided to teach them all a lesson. He told his servants to dig a hole next to the tree and put a bag of gold in it. Then, he waited.



4 The next day, Amaki, a poor farmer, saw the tree and stopped to try and move it. He was not very strong and it was a difficult job. Instead of helping Amaki, the people of the town just made fun of him. Afolabi heard about Amaki the farmer and sent his servants to help him.



hurricane



servant



dig



huge



reward



5 "Thank you for trying to help," Afolabi said to Amaki when he saw him. "Now I want you to dig beside the tree!" Amaki did as he was told, and very soon he saw a huge bag of gold coins!



6 "Those coins are yours!" said Afolabi. Amaki could hardly believe his luck and thanked him. "No, don't thank me," said Afolabi, and turned to look at the people of the town, who were by now staring in shock! "May this be a lesson to you all. Rewards come to those who work!"

2 Read and choose.

- The town was always dirty because the people
 - didn't seem to care.
 - couldn't clear the gardens.
- A tree
 - saved people from a hurricane.
 - blocked the main road.
- The people of the town
 - climbed over the tree instead of removing it.
 - moved to the other end of the town.
- Afolabi's servants
 - put some gold in a hole next to the tree.
 - asked help from a farmer.
- Amaki got the gold because he wasn't
 - lazy.
 - strong.

3 Over to you: Tell the class.

- Is your town clean or dirty?
- Do you help to keep your town clean? How?
- Should hard-working people be rewarded? How?



You get rewards when you work hard!



Journey into Space





Into Space 1

1 **Look at the picture. Would you like to travel into space? Why?/Why not? Do you know any planets bigger than Earth?**

2 **Can you find these in the picture on page 100? Match. Then listen and check.**

1	a	space station	4	rocket	7	astronaut
2		telescope	5	alien	8	spaceship
3		spacesuit	6	planet	9	comet

3 Read and write.

- It's a piece of rock that looks like a bright star with a tail. **c o m e t**
- You have to use this when you travel in space. **s** _____
- Astronauts must wear this in space. **s** _____
- You can use this to look at stars and planets. **t** _____
- It's a place where people live and work in space. **s** _____
- A being from another planet. **a** _____

4 Look and read. Write yes or no.

- There is a comet. **yes**
- The aliens are flying the rocket. _____
- The aliens are wearing spacesuits. _____
- The aliens can see a rocket through the telescope. _____
- The astronaut is in the rocket. _____





5 Listen, point and repeat.



6 The Zorby family is visiting Earth on holiday. What do they want to do? Read and complete. Then match the pictures to the sentences.



- 1 b Dad wants to go **ghifsin fishing**.
- 2 Mum wants to buy some **veousinrs** _____ for her friends.
- 3 Macan wants to go **tseingnhei** _____ and take lots of pictures.
- 4 Zorp forgot his **gegogls** _____ so he wants to buy new ones.
- 5 Knoet wants to go **inhigk** _____ in the mountains.
- 6 Ordeg wants to take her **usnresecn** _____ and **sniwtuis** _____ and **athsbeun** _____ all day!

Study spot

Who is he? He's Peter Bop.

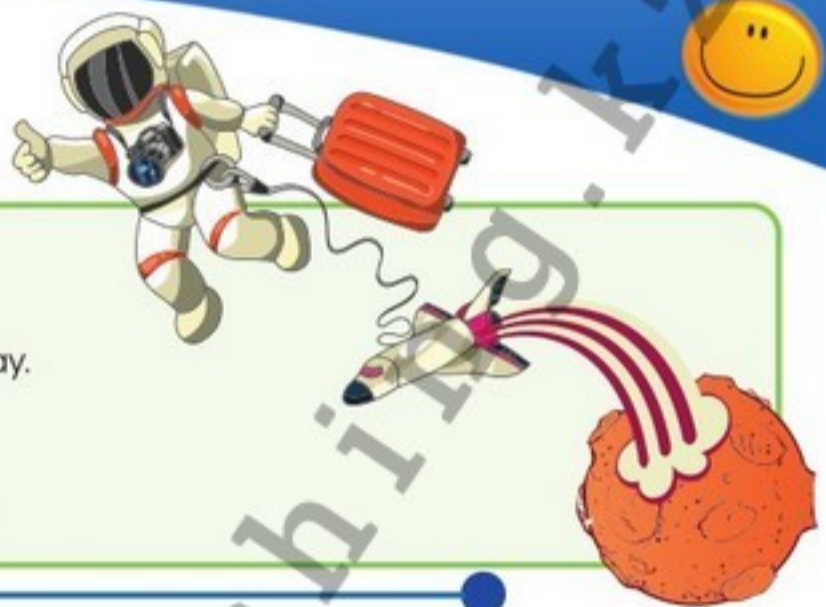
How old is he? He's 12 years old.

Why is he happy? **Because** he's going on holiday.

What has he got? He's got **a suitcase**.

Where is he? He's **next to** his spaceship.

When is he leaving? He's leaving **in 10 minutes**.



Into Space 2

7 Flop is getting ready for holiday. Read and complete the dialogue.



- Why are you so happy, Flop?
- When are you leaving?
- What do you want to do there?
- Who are you going with?
- Where are you going?
- How many days are you staying?

Zibem: 1) Why are you so happy, Flop?

Flop: Because, I'm going on holiday.

Zibem: That's nice! 2) _____

Flop: I'm going to the Moon!

Zibem: The moon? Really? That is fantastic!

3) _____

Flop: I'm going with my mum, my dad and my sister.

Zibem: 4) _____

Flop: We're staying five days.

Zibem: 5) _____

Flop: I want to go hiking and sightseeing!

Zibem: 6) _____

Flop: We're leaving tomorrow morning.

Zibem: That's great! Have fun, Flop!

Flop: Thank you!



8 Thinking : Imagine you are going on holiday in space. Talk with your friend.

- Where/go?
- When/go?
- Who/go with?
- What/do?
- How many days/stay?



9 Listen and read.

1 Daisy and her family are getting ready for their summer holiday.



Daisy: This is going to be a great holiday. I'm going to swim all day!
Mum: Don't forget your goggles!



Dad: I'm going to go fishing every day! I can't wait!
Mum: Don't forget your fishing rod!



Daisy's sister: I'm going to play on the beach all day.
Mum: Don't forget your sunscreen!



Dad: That's everything. We're ready for our holiday. Get in the car!
Mum: Don't forget your map!

5 Later that day. They are unpacking at the hotel.



Mum: Oh, no! We forgot to bring Bella!
Daisy: Poor Bella! She's home alone!



Mr Foley: Hello, it's Mr Foley here. Don't worry about Bella. She's going to have a great time with Buster and me!



10 Read the story and correct the mistakes.

- 1 Daisy wants to **buy souvenirs** all day.
- 2 Daisy's dad wants to **go hiking** every day.
- 3 Daisy's sister wants to **go fishing** all day.
- 4 Bella is having a great time with Mr Foley's **cat**.



11 **Thinking Cap**: Read the story again and choose the best title for the story.

- A Bella's Holiday! B Bella and Buster! C Holiday For All!



13 **Talking point** Listen and read. Make a new dialogue with your friend.

- Saule: Let's pack our suitcases!
 Nurlan: Hurray! I can't wait! I want to **swim** all day!
 Saule: Don't forget to take your **swimming trunks**!
 Nurlan: I want to **sunbathe**, too!
 Saule: Don't forget your **sunscreen**!
 Nurlan: Thanks! Well, that's everything. We're ready for our holiday!
 Saule: Let's go!



Sounds SPOT!

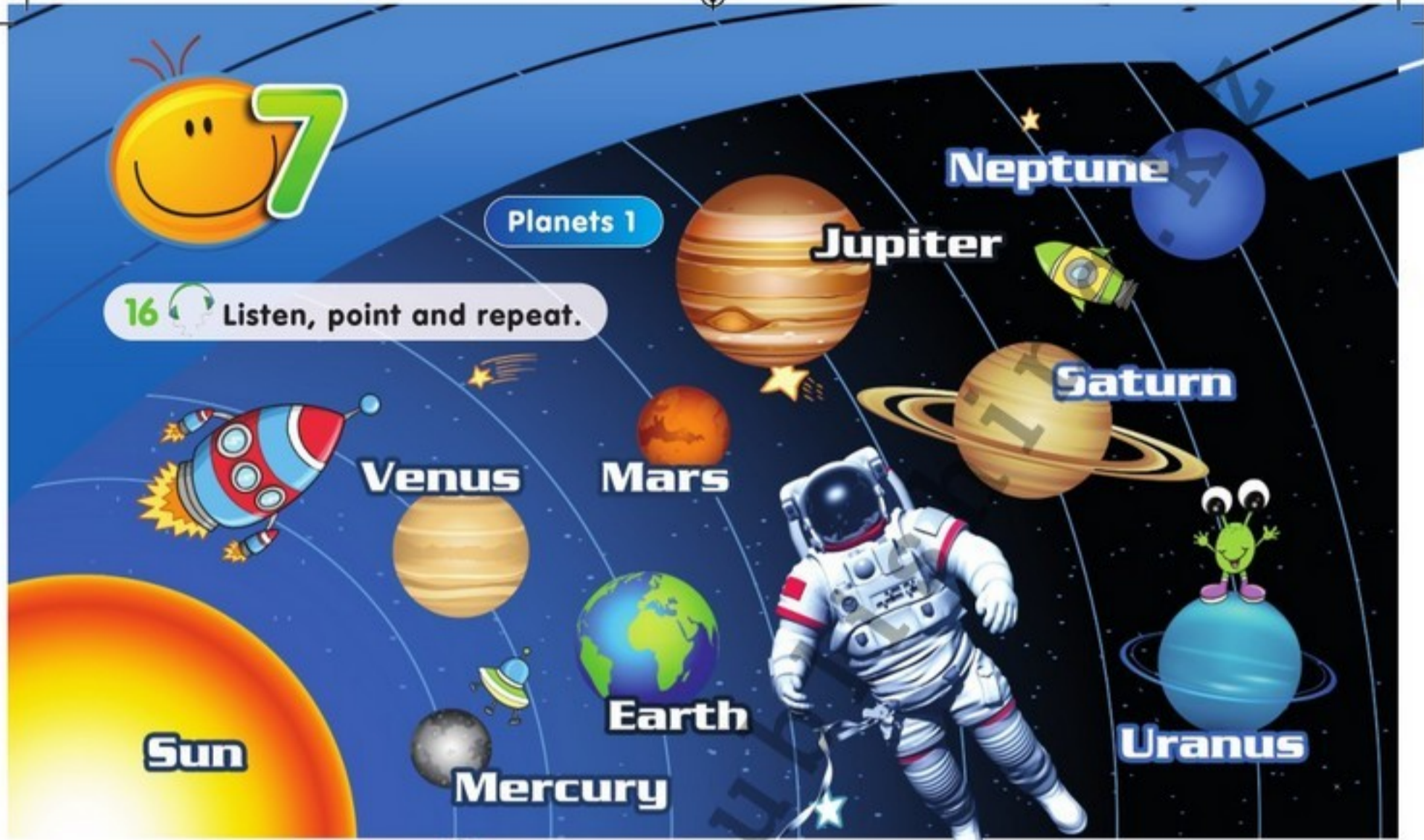
14 **Listen and repeat.**



15 **Complete. Then listen and check. Read.**

The ri___eriff wants to give a ___eque and some ca___ to charity.






16 Listen, point and repeat.


Planets 1


17 @ **Thinking Cap**: Do the quiz and collect planets. Check your answers with your teacher or online.


WHICH PLANET...


1 is closest to the Sun?
 a Mercury b Venus
 (1 x )

4 has got 14 moons?
 a Neptune b Mars
 (2 x )

2 is the largest?
 a Neptune b Jupiter
 (2 x )

5 is the seventh planet?
 a Uranus b Neptune
 (3 x )

3 has got rings around it?
 a Mars b Saturn
 (2 x )

6 do people call the *Red Planet*?
 a Mars b Venus
 (5 x )

How many planets did you collect? _____

1-5  Oops! I think your spaceship broke down!

6-14  You can be a good astronomer or astronaut!

15  Excellent! You're a star!

Study spot

Zorg **lives** on a different planet.
 He **went** to Mars three months **ago**.
 He **is visiting** Earth **now**.
 He's **travelling** to Venus **tomorrow**.



Planets 2

18 Read and complete.



- The ancient Greeks _____ (call) the Sun *Helios*.
- Look! 50 aliens _____ (come) out of the spaceship.
- Robots _____ (explore) Mars now to find information.
- William Herschel _____ (discover) Uranus in 1781.
- The astronauts _____ (leave) for the Moon tomorrow.
- The Moon _____ (travel) around the Earth almost once every month.
- It was 1969 when Neil Armstrong _____ (walk) on the Moon.
- People _____ (use) telescopes when they want to look at the planets.




19 Let's Play

- What?
- Why?
- When?
- How often?
- Who?
- Where?
- How many?





Aliens 1

My Dream Holiday

20 Complete. Then listen and check.

Mark from Edinburgh



I would like to go on holiday under the

1) sea!

I want to stay in

underwater glass hotels, with

very big 2) _____

because I want to watch 3) _____,

sharks and whales.

Elle from London



My dream holiday is to go to space! I would like to choose which

4) _____

I want to visit and meet 5) _____, too. I can wear my

6) _____ on my holidays.



21 Read and circle.

Hello, everyone! I'm Zorpy 1) and / or I'm from 2) the / - Mars. Would you like to come to my planet on holiday? It's very different to planet Earth. It hasn't got 3) any / some oceans, so you can't go swimming, 4) so / but there are other things you can do.

You can stay in 5) a / an flying hotel in a spaceship. You can take a space car and visit 6) - / the Olympus Mons,

7) a / the tallest mountain on Mars!

Maybe you can even make

8) a / an alien friend before you leave, too!



Talk with your friends. Then write a blog entry about your dream holiday.



Dream holiday

What?

Where?


22

Let's Sing!

Oh what a great world this will be
 When we can go on holidays under the sea!
 We'll spend the night in glass hotels
 And sleep in beds like big seashells!

In the summer of 2079
 What will we do at holiday time?
 Where will we go, what will we see?
 Who knows how the future will be!

The world will be a brilliant place
 When we can holiday in outer space!
 We'll have a barbecue on Mars
 And fly around in cool space cars!



23

Thinking Cap

Read the song again and choose the best title.

A Holidays are fun!

B Future Holidays!

C Summer Holidays!

Aliens 2

24

Thinking Cap

Read and write the aliens' names.

The alien friends are going to the beach. **Bango**'s excited because he likes swimming underwater, but **Dalo** isn't very happy because he gets very hot!
Yonta's got her swimsuit and some sunscreen. **Floogle** is wearing sunglasses and she's ready to take lots of photos from their trip to the beach.





Time for CLIL


Science

25 Read and complete. Use: **Astronauts, Moon, Sun, orbit, tourist, Earth.**

SPACE FACTS!



Nicolaus Copernicus was the first person who said that the Earth went round the 1) **Sun**.



A day on Mercury is as long as 59 days on 3) _____



The dog Laika was the first living creature to 5) _____ the Earth.



Footprints made by astronauts on the 2) _____ will stay there forever because there is no wind to blow them away.



4) _____ are taller in space.



In April 2001, Dennis Tito became the first space 6) _____!

- @ Find some more space facts on the Internet. Present them to the class.

26 Listen and complete. Then talk with your friend.

Planet	Distance from Sun	Length of day	Length of year	Number of moons
Mercury	1) 58 million km	59 days	88 days	0
Venus	108 million km	243 days	3) _____ days	0
Earth	150 million km	24 hours	365 days	1
Mars	228 million km	24 hours	687 days	2
Jupiter	778 million km	2) _____ hours	12 years	67
Saturn	1.4 billion km	11 hours	29 years	62
Uranus	2.9 billion km	17 hours	4) _____ years	27
Neptune	4.5 billion km	16 hours	165 years	5) _____

- near/the Sun?
- far away/the Sun?
- long/day?
- short/day?
- long/year?
- short/year?
- few/moons?

Which planet is nearest to the Sun?

Mercury is nearest to the Sun!

All about

MARS**27**  Listen and read.

Mars is the fourth planet from the Sun and it has got two moons. People call it the **Red Planet** because most of its surface looks red. Mars hasn't got any blue oceans or green land.

Length of Day and Year

A day on Mars is 24 hours and 39 minutes long, a bit longer than a day on Earth. A year on Mars is 687 days!

Seasons

Mars has got four seasons like Earth, but they are different. Summers on Mars are not hot at all – in fact, they are -5 degrees Celsius. Brrr!

Olympus Mons

The largest mountain in the solar system is on Mars! It is more than 25 kilometres high – three times higher than Mount Everest!

**28** Read and match to make sentences.


1 d People call Mars the Red planet

2 Mars hasn't got any blue oceans

3 A day on Mars is 24 hours

4 Mars has got four seasons

- a and 39 minutes.
 b but they are different to ours.
 c or green land.
 d because of its colour.

29  **Make a project or a PowerPoint® presentation about a planet in our solar system. Present it to the class.**

Did you know?

Venus is called the **Morning Star** and the **Evening Star**, too!



Our World

30



Read and underline.
Then listen and check.



Do you like **1) learning/learn** about space life? Then you have to visit the **Baikonur Cosmodrome Museum**. Learn about the life **2) for/of** cosmonauts in space

and see spacesuits, helmets and other things that they used. Outside the museum, you can see a full-size model of the spaceship Soyuz and the shuttle Buran. You can even

3) explore/to explore inside space shuttle Buran; go up the stairs to the pilots' cabin to take control **4) for/of** the spaceship. Don't

forget to visit the houses of Korolev and Gagarin and see where famous cosmonauts lived!



Visit the **National Space Centre** in England and see one of the **5) largest/larger** planetariums in the UK. There are so many exciting things to see and do here. You can start **6) in/at** the planetarium, walk **7) through/between** the gallery and stop off at Mercury, Venus, Mars, Jupiter, Saturn, Uranus and Neptune. Take time to drive a car **8) on/in** Mars, and even see Venus in 3D. Before you leave, remember to take a photo that makes you look like an alien!





Over to you: Which of these places would you like to visit? Why? Tell the class.

CHECK Point 7



1 Read and number.

- 0 space station
- 1 rocket
- 2 astronaut
- 3 planet
- 4 spacesuit
- 5 comet



2 Look, choose and complete the sentences.

- ~~go fishing~~ • pack suitcase
- buy souvenirs • go hiking
- go sightseeing • go swimming



0 Mike **is going fishing.**

3 David and Jane _____



1 Jill _____

4 Kate and Paul _____



2 John _____

5 Emma _____

3 Read and choose the best answer.



0 **Robert:** Hi, Tom. What are you doing this weekend?

Tom: **I'm going fishing.**

1 **Robert:** That sounds like fun! Where are you going?

Tom: _____

2 **Robert:** When are you leaving?

Tom: _____

3 **Robert:** Are you taking the bus?

Tom: _____

4 **Robert:** Can I come, too?

Tom: _____

- A Yes, of course!
- B To White Waters Lake.
- C I'm going fishing.
- D No, my brother is driving.
- E This Friday afternoon.

8 Machines





Slow Machines 1



Thinking

1 Look at the pictures. Which of the machines would you use to take a photo? to go to school? to do your homework? to make a drink?



2 Make a list of 5 machines you use every day! Are they fast or slow?

3 Read and complete. Use: **Past Simple**. Then match.

- 1 People 1) **put** (put) some paper in me. They 2) _____ (press) the buttons on me to write. They 3) _____ (push) the lever to write on the next line.
- 2 People put some hot water in me. Then they put the clothes in. They 4) _____ (use) the handles to move the clothes around quickly.
- 3 People put a cassette in me. They 5) _____ (press) the 'play' button. They 6) _____ (listen) to music on me.



A cassette player



B typewriter




C washing machine

Slow Machines 2




4 Listen and number.



A 1



B



C



D



5 Listen, point and repeat.



6 Read and complete. Then match.

- A: Can you see that watch over there?
 B: Yes. Whose is it?
 A: It's Akbota's. Give it to **her** (she), please.
- A: What's the matter?
 B: This pot is very big. Can you help _____ (I), please?
- A: What's that?
 B: It's a mirror. It's for _____ (you), Assel.
 A: Oh, thank you!
- A: Do you like this scarf?
 B: Yes, I do.
 A: Let's buy _____ (it) for Korkem's birthday, then.
- A: Take these candles and give _____ (they) to Kanat.
 B: OK.



• **Role play:** Take roles and act out the short dialogues.

Study spot

A pencil is usually **made of** wood.

It's **used for** writing.



7 Look again at the items in Ex. 5. Read and match.

- A** It's made of plastic . It's used for changing channels on the TV.
- B** It's made of metal  or plastic . It's used for telling the time.
- C** It's made of leather . It's used for keeping trousers up.
- D** It's made of clay . It's used for planting flowers in.
- E** It's made of wax . It's used for lighting a room.
- F** It's made of wool . It's used for keeping you warm.
- G** It's made of wood  and straw . It's used for cleaning floors.
- H** It's made of glass . It's used for checking your appearance.

8 Thinking : In three minutes write ...

- 1 three things that are made of plastic.
- 2 two things that are used for writing.
- 3 two things that are made of wood.
- 4 three things that are made of metal.

9 Let's Play





Fast Machines 1

10 Look at the pictures. What would you like to know about these gadgets? Write two questions.

Listen and read. Can you answer your questions?



Do you like skateboarding?

Would you like to be way ahead of your friends?

Then you should get a hoverboard! Hoverboards are the latest in personal transport and they are fully electronic, with built-in speakers for listening

to your favourite tunes, and even lights for riding at night! The batteries can last long enough to take you up to 8 kilometres on a single charge. On some models you can travel at a speed of 21 kilometres an hour – that's fast enough when you haven't got anything to hold onto! So, if you're not too shy to try something new, you should definitely give the hoverboard a go!



Do you think the latest smartphones and tablets are too cool for words?

Then you should check out the wearable touchscreen bracelets! These bracelets work like a mini tablet, but on your skin! You can do all the things you do with a tablet or a smartphone, such as send emails, chat with your friends or connect to social media. The only difference is that your arm is the touchscreen, which appears at the flick of your wrist! You need to pair the bracelet with a smartphone for it to work, but that's not too much to ask for something so futuristic, is it?

And if that's not enough, wearable touchscreen bracelets come in many different colours, too! You can wear a different colour every day of the week!



11 Read the texts again and complete the sentences. You can use 1-4 words.

- You can skateboard and **listen to** your favourite music.
- Hoverboards have got lights to help you ride at _____.
- Their batteries can _____ kilometres.
- A wearable touchscreen bracelet works like a _____.
- You need to pair it _____.
- Wearable touchscreen bracelets come in lots of _____.

12 Complete the sentences to be true about yourself.

I'd like to have a hoverboard because _____.

I'd like to have a wearable touchscreen bracelet because _____.

13 Thinking : Work in groups. Design a gadget. Be as creative as you can! Present it to the class.



wake up, George!
Time for school!

This is Robo-Clock. It's a high-tech alarm clock. It wakes you up every morning and tells you all the things you have to do.

Word Gym!

Making nouns from verbs: read - reader, act - actor

You can **read** the story online.

You can use an **e-reader**.

I first saw him **act** at school.

He's a great **actor**.

14 Read and complete.

- My skateboard has got a built-in **speaker** (**speak**) for listening to music.
- Where's the _____ (**charge**)? I need to charge my phone!
- The _____ (**project**) will display the film on the wall.
- My dad's a _____ (**collect**) of old mobile phones.
- I sometimes can't do the sums, so I use a _____ (**calculate**)!



Fast Machines 2

15 Listen and repeat. Then number the pictures.

- 1 vacuum cleaner
- 2 microwave
- 3 hairdryer
- 4 digital thermometer
- 5 calculator
- 6 dishwasher
- 7 fridge
- 8 blender



16 **Thinking**: Answer the questions.

Which of the things in Ex. 15 ...

- | | |
|--|----------------------------------|
| 1 do you use to add numbers quickly? | 4 do you find in a kitchen? |
| 2 do you use after you wash your hair? | 5 can cook food quickly? |
| 3 do you use when you want to clean the floor? | 6 do you use to keep food fresh? |

17 **Thinking**: Which of these machines are important to **you**? to your **mum**? to your **dad**?

Study spot

The boy has got a tablet.

The **young** boy has got a **new** tablet.

The **young** boy has got a **fantastic new** tablet.



18 Read and write.

Opinion (O)

Size (S)

Age (A)

Colour (C)

Material (M)

- 1 beautiful
- 2 small _____
- 3 metal _____

- 4 old _____
- 5 fantastic _____
- 6 new _____

- 7 plastic _____
- 8 green _____
- 9 little _____

19 Complete the sentences with words from Ex. 18.

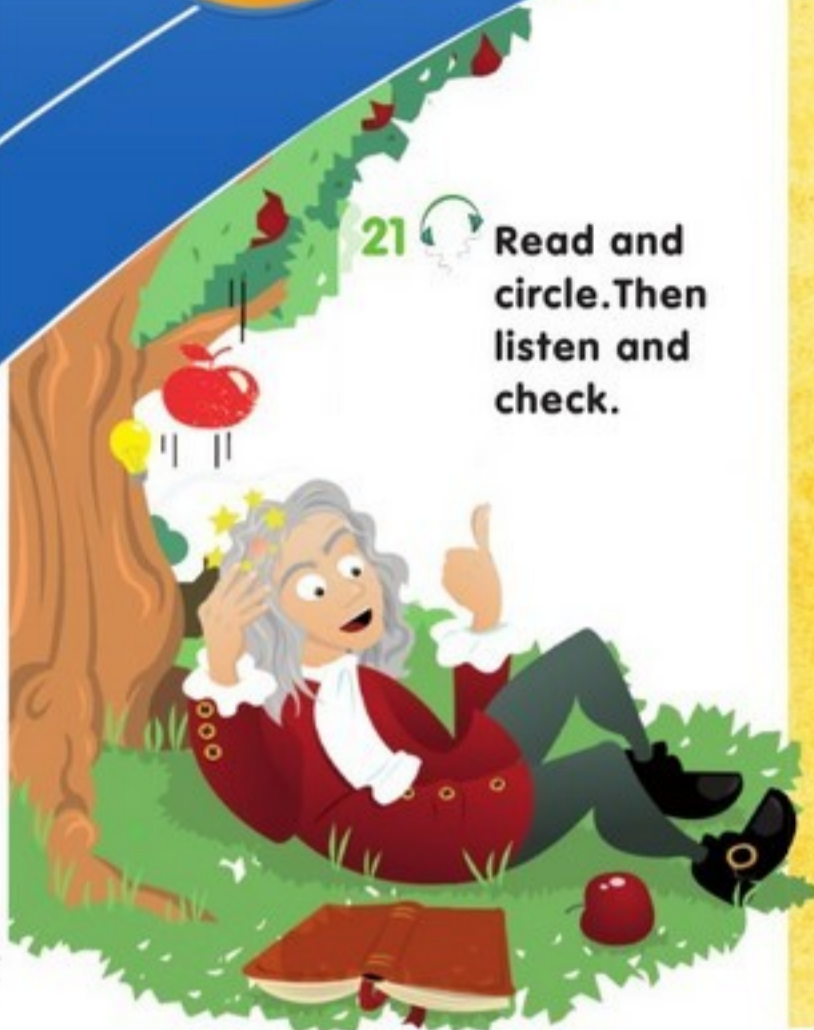
- 1 My parents gave me a _____ smartphone for my birthday!
(opinion) (age)
- 2 A microwave is usually a _____ machine that helps us cook food faster.
(size) (material)
- 3 When I'm sick, Mum checks my temperature with a _____ digital thermometer.
(size) (material)
- 4 Assel used a(n) _____ calculator to do her homework.
(age) (colour)

20 Play the adjectives game!





21  **Read and circle. Then listen and check.**



People in history

Sir Isaac Newton was born 1) **in** / **at** England on January, 4, 1643. 2) **Her** / **His** father was a farmer. 3) **because** / **but** he died before Isaac was born.

Isaac Newton is famous 4) **because** / **or** he made many scientific discoveries 5) **and** / **but** inventions. His 6) **better** / **best** discovery was that of gravity. Isaac Newton started thinking about gravity when 7) **a** / **an** apple fell from a tree! In 1668, Newton 8) **invents** / **invented** a type of telescope. Nearly all of the telescopes that astronomers use today are like his.

Isaac Newton died 9) **in** / **on** March, 31, 1727. Today, people think of him as one of the 10) **greater** / **greatest** scientists in history!

22   **Match. Talk with your friend.**

- 1 **Karl Benz** (1844 - 1929)
- 2 **Alexander Graham Bell** (1847 - 1922)
- 3 **Willis Carrier** (1876 - 1950)
- 4 **Percy Spencer** (1894 - 1970)

- | | |
|--------------------------------------|---|
| a <input type="checkbox"/> microwave | c <input type="checkbox"/> first car |
| b <input type="checkbox"/> telephone | d <input type="checkbox"/> air conditioning |

- A: *When was Karl Benz born?*
 B: *He was born in*
 A: *When did he die?*
 B: *He died in*
 A: *What did he invent?*
 B: *He invented*

Talk with your friends. Then write about a person in history.



Alexander Graham Bell was born in Graham Bell is famous Alexander Graham Bell died Today, people think ... !





23

Let's
Sing!



The light bulb was invented
By a man named Edison
And it's one great mind's invention
That can be seen in every home!

*Inventions and discoveries
Have changed the lives we lead,
The world becomes a better place
When you have the things you need!*

The fridge that's in our kitchen,
The kettle and microwave,
I'm so glad they were invented
And that life's easier today!

24

Thinking
Cap

Think of four inventions that make your life easier and write them in your notebook. Compare your list with your friend's.

25 Read and match.

Pat: John, can you help me? I have to clean the floor in the living room before the party tonight.

John: 1) **B**

Pat: Motorcar Mop? What's that?

John: 2) _____

Pat: How does it work?

John: 3) _____

Pat: Let me try it! Oh, no. It doesn't work.

John: 4) _____

Pat: Oh, OK! Let's get it working then and get ready for the party!



- A** It's a fun invention that helps you clean the floor faster.
B Don't worry! I've got the solution to your problem. Look! A Motorcar Mop.
C It's OK, Pat! You must put batteries in it first. Then, you can have it clean the floor.
D Just put a clean cloth on it and use this remote control to guide it around the floor.



Time for CLiL

Design and Technology

Robots 1

Scientists all over the world invent robots to make our lives easier and more fun! Let's meet some of these fantastic robots!



A

This cute little robot is **PaPeRo**. It's a small robot, made of plastic. It hasn't got any arms or legs, but it's got wheels. PaPeRo understands what you say, talks and moves. It can control some of the things in your house like the TV, and the washing machine. It can even surf the Net!



B

This robot's name is **ASIMO**. Asimo is made of plastic and metal. It's got arms and legs and there are many things it can do. It can walk, understand body language, help people carry things, dance and climb up and down stairs. It can also do simple things at home like turn off the lights for you before you go to bed!

26 Read and write **A** or **B**.

Which robot ...

- 1 can speak? A
- 2 can understand body language? _____
- 3 can use a computer at home? _____
- 4 can go up and down stairs? _____

27 Find information about a robot from a film, book, etc. Make a project or a PowerPoint® presentation. Present it to the class. Write about: **its name, description, what it can do.**



Did you know?

NASA created Robonaut, a robot astronaut in 2000. It looks like a real astronaut!

28 Look, read and circle.



- 1 There is a robot going up the stairs.
- 2 There is a robot dancing with the boy.
- 3 The boy is sitting on the sofa.
- 4 The robot with the tablet is next to the sofa.
- 5 The girl with the remote control is in front of the robot with the tablet.

Picture A / Picture B

Picture A / Picture B

Picture A / Picture B

Picture A / Picture B

Picture A / Picture B

29



Thinking

Think of your own robot. Talk with your friend.

- What's your robot's name?
- What is it made of?
- What does it look like?
- What can it do?

What's your robot's name?

Misar!

30



Over to you: Design your own robot. Present it to the class.



125



Our World



The Robotics Challenge

in Kazakhstan is

another fun event for young pupils who like

1) **designing** robots. Pupils who want to enter this competition have to build robots and control them with a tablet 2) _____ a phone. One of the funniest competitions is the **mBot Football** competition. Pupils make their team of little robots that play football with another team. The game takes 3) _____ minutes and the team with the most 4) _____ is the winner! Can you imagine that? What a great way for pupils to 5) _____ fun 6) _____ learn at the same time!

Robots 2

31 Read and complete. Then listen and check.

and

have

or

designing

five

goals



- but
- scariest
- prize
- or
- country
- visit

Would you like to see robots that can dance, sing 7) _____ even play sports? Then you have to 8) _____ the **Robotics Challenge** in England. Pupils from all over the 9) _____ design their robots with their teachers' help, 10) _____ they must be careful not to copy ideas from other pupils. Robodancing and Robostars are popular competitions here. Pupils have robots sing and dance and the best ones win a 11) _____. They can also design scary robots that look like dinosaurs. The 12) _____ one wins a prize. Let's see who wins this year!



Over to you: Say two things that impressed you from the texts.

CHECK Point 8



1 Read and number.

0 mirror	3 broom
1 pot	4 watch
2 candle	5 remote control

A 

B 

C 

D 

E 

F 

2 Look and write.

0 
fridge

1 

2 

3 


4 

5 

3 Read and tick (✓).

- 0 His dad drives a new black car.
- His dad drives a black new car.
- 1 Gulnara is a young pretty girl.
- Gulnara is a pretty young girl.
- 2 The woman's got a pink long scarf.
- The woman's got a long pink scarf.
- 3 Grandma lives in a big old house.
- Grandma lives in an old big house.

4 Read and answer.



Inventor: Nathaniel Baldwin
Invention: headphones
Year: 1910
Made of: plastic
Used for: listening to music


- 0 Who invented headphones?
Nathaniel Baldwin invented headphones.
- 1 When did he invent them?


- 2 What are they made of?

- 3 What are they used for?


Presentation Skills IV

Technology (Group Presentation)

- 1  Steven and two of his classmates are doing a presentation about computers. Listen to their presentation and match the presenters to the slides.

A 


- takes care of emails and organising
- checks and replies to messages
- sends pictures and videos



B 

- 40s: computers - size of a room
- calculators today more computing ability



C 

- late 50s/early 60s: computers - quite big, but faster, cheaper and use less electricity
- 70s: computers - microchips, monitors, keyboard, mouse



- 2  Who says what? Listen again and write their names.

- 1 *We'd like to finish by thanking you all for your time ...* _____
- 2 *To take you all further forward in time, I'm going to hand you to ...* _____
- 3 *Now it's time for ... to tell you all about our latest model.* _____

OVER TO YOU



Plan

- 3 @ **The History of Mobile Phones!** In groups, go online and find the information you need to complete the sentences below.

Did you know?

- 1 Martin _____, an engineer at Motorola, spoke on a mobile phone for the first time on April, 3, _____.
- 2 The phone weighed just over a _____ and it was about the size of a shoe box!
- 3 It had 20 minutes of talk time and it took _____ hours to charge!
- 4 Motorola's new phone in 1983 had 30 minutes of talk time, stored 30 numbers and it cost about _____ euros.
- 5 iPhones appeared in _____.

Prepare

- 4 Read what some young people want from the mobile phones of the future. Put them in order of preference.

A mobile phone that is impossible to drop or lose would be cool!
Susan Davies

What if you could wear your mobile phone as a ring and display the screen on your palm? Penny White

I'd like a mobile phone that could check my messages on social media by itself and reply to them for me, as well as send pictures and videos. That would be amazing! Oliver Hall

I think a mobile phone that runs on solar energy will be the future of mobile phones. Leo Wood

Soon we will have phones that will be able to teach students any subject! Macy Thomas

A mobile phone that you can bend and fold would be perfect!
Tom Martin

- Is there anything else you would like from the mobile phones of the future? Tell your group.

Practise

- Rehearse your presentation.
- It is a good idea not to prepare too many slides and tire your classmates.

Present

In groups, do a presentation about mobile phones. Don't forget to follow 'PRESENT' on page 65.





maze




prisoner

1 Listen and read. How did Daedalus decide to escape from prison?

Daedalus and Icarus

A story from Greece

1 In ancient Greece, there lived a very talented architect called Daedalus. He built a wonderful maze in the palace of King Minos of Crete. King Minos kept a minotaur, which was half human and half bull, in the maze. When Theseus, a prince from Athens, killed the minotaur and took the King's daughter away, King Minos was very angry. He blamed Daedalus and kept him and his son Icarus as prisoners on the island of Crete. Daedalus could not leave the island by ship because the King's men guarded the port. He tried to think of another way to leave. Then, one day as he was looking up at the sky, he had an idea. He could build huge wings and fly like a bird!



2

So that's what he did. He gathered together feathers and built some wooden frames. He stuck the feathers on the frames with wax. Soon, he and his son Icarus were ready to fly away from their prison forever! "Remember," said Daedalus to his son, "don't fly very low or very high. If you fly too low, the sea water will wet your feathers and weigh you down. If you fly too high, the hot sun will melt your wings."





3

Once in the air, Icarus loved the feeling of flying and forgot his father's wise advice. He went higher and higher into the sky, enjoying his freedom, sure that nothing could happen to him. But soon the heat of the sun melted the wax, and the feathers started to drop off the wings, one by one. Daedalus was too far away to help his son. Poor Icarus fell into the sea and drowned, and all that was left were some feathers floating on the water. Daedalus was heartbroken when he lost his only son. He named the nearest island Icaria in his memory. And from that day on, he did not try to fly ever again!

2 Read the story again and put the events in the right order. Then tell the story to your friend.

- A** Daedalus built huge wings for himself and his son.
- B** Icarus fell into the sea and drowned.
- C** King Minos kept a minotaur in his maze.
- D** Daedalus built a maze in the palace of King Minos.
- E** Icarus flew close to the sun and the feathers started to drop off his wings.

- F** King Minos put Daedalus and Icarus in prison.
- G** Daedalus was heartbroken when he lost his son!
- H** Theseus killed the minotaur and took the King's daughter away.

3 Over to you: Answer the questions.

- Do you like making things? What?
- What's the best advice your parents ever gave you?
- Was there a time that you didn't listen to your parents' advice? What happened?



Being overconfident can sometimes lead you into difficulty!

Published by Express Publishing

Liberty House, Greenham Business Park, Newbury,
Berkshire RG19 6HW, United Kingdom
Tel.: (0044) 1635 817 363
Fax: (0044) 1635 817 463
email: inquiries@expresspublishing.co.uk
www.expresspublishing.co.uk

© Jenny Dooley, 2019

Colour illustrations: © Express Publishing, 2019

Illustrated by Jim Biggins, Alan Shephard, Mike Koubou, Kyr © Express Publishing, 2019

Original music composed by Ted and Taz © Express Publishing, 2019

First published 2019

Printed in Kazakhstan

All rights reserved. No part of this publication may be reproduced, stored in a retrieval system, or transmitted in any form or by any means, electronic, photocopying or otherwise, without the prior written permission of the publishers.

This book is not meant to be changed in any way.

ISBN 978-1-4715-7756-7

Acknowledgements

We would like to thank all the staff at Express Publishing who have contributed their skills to producing this book. Thanks for their support and patience are due in particular to: Meryl Philips (Editor in Chief), Julie Rich (senior editor), Alex Burch (senior production controller) and the Express Publishing design team; and Emily Newton, Kevin Harris, Daniel Parker, Enoia Thompson and Timothy Forster. We would also like to thank those institutions and teachers who piloted the manuscript, and whose comments and feedback were invaluable in the production of the book. We would also like to thank LLP "EDU Stream" for taking part in the photo shooting. The glossary has been approved by the Institute of Linguistics named after A. Baitursyn - Uly.

The authors and publishers wish to thank the following who have kindly given permission for the use of photographic material:

Alamy/VisualHellas.gr for the pictures of Vladimir Srinov on p. 36, the train in Kazakhstan on p. 54, the National Space Centre in England on p. 112 and the Robonaut on p. 124.

Every effort has been made to trace all the copyright holders. If any have been inadvertently overlooked, the publishers will be pleased to make the necessary arrangements at the first opportunity.



WWW.EXPRESSPUBLISHING.KZ

Glossary

English

Kazakh

Russian

Module 1

archery	садақпен ату	стрельба из лука
autograph	қолтаңба	автограф
bat	жарғанат	летучая мышь
busy	жұмысбасты	занятой; деловой
championship	чемпионат	чемпионат
cross	көсіп өту	пересекать
cross-country skiing	шаңғымен сырғанау жарысы	лыжная гонка по пересечённой местности
cycling	велосипед тебу	кататься на велосипеде
do a jigsaw puzzle	пазл құрастыру/жинау	собирать пазл
event	оқиғалық-шара	событие
fencing	семсерлесу	фехтование
figure skating	мөнерлеп сырғанау	фигурное катание
gem	асыл тас/ғаухар тас	драгоценный камень, жемчужина
giant	алып	гигантский/ громадный
give a ring	сақина сыйлау	дарить кольцо
go bowling	боулинг ойнау	играть в боулинг
go-kart racing	картинг айдау	кататься на картинге
gymnastics	гимнастика	гимнастика
handball	гандбол	гандбол
hare	қоян	заяц/кролик
have a sack race	қаппен секіру жарысы	бег в мешках
hold on	күту/тосу	ждать
hole	ойық/тесік	дыра
indoors	ішінде/бөлме ішінде	внутри/в помещении
jellyfish	медуза	медуза
jewellery	зергерлік бұйымдар	ювелирные украшения
juggle	қақпақылдау	жонглировать
long jump	ұзындыққа секіру	прыжки в длину
magazine	журнал	журнал
medal	медаль	медаль
minute	минут	минута
pick up	көтеру	поднимать
play blind man's buff	соқыртеке ойнау	играть в жмурки
play board games	үстел ойындарын ойнау	играть в настольные игры
play chess	шахмат ойнау	играть в шахматы
play hide-and-seek	жасырынбақ	играть в прятки
play hopscotch	классик ойынын ойнау	играть в классики
play leap frog	бастан секіріп ойнау	играть в чехарду
play tag	қуаласпақ ойнау	играть в догонялки
play video games	видео ойындарын ойнау	играть в видеоигры
pole	бильярд	бильярд

English

Kazakh

Russian

pretend	өтірік істеу/бола қалу/қылымсу	притворяться
puck	шайба	шайба
racket	ракетка	ракетка
rich	бай	богатый
rowing	есу/ескөк	гребной спорт/гребля
rugby	регби	регби
shin pad	қалқан	футбольные щитки
speakerphone	дауыс ұлғайтқыш/динамик	громкая связь/динамик
spend	жарату/жұмсау	тратить
stick (n)	таяқ	палка
stone	тас	камень
straightaway	лезде/қазір	сразу/немедленно
throw	лақтыру	кидать/бросать
tortoise	тасбақа	черепаха
water polo	су добы	водное поло

Module 2

blow	үрлеу	дуть
build	салу/соғу	строить
café	кафе	кафе
claw	тырнақ	коготь
cloth	мата	ткань
creature	жаратылыс	существо
dinosaur	динозавр	динозавр
eclipse	тұтылу	затмение
enjoy	ләззат алу	наслаждаться
exist	бар болу/өмір сүру	существовать
explore	зерттеу	исследовать
feather	қауырсын/ құс жүні	перо
funfair	жәрмеңке	ярмарка с аттракционами
horn	мүйіз	рог
hunt	аң аулау	охота/охотиться
lay	жату	лежать
legend	аңыз	легенда
library	кітапхана	библиотека
lizard	кесіртке	ящерица
longhouse	ұзын үй	длинный дом
loom	тоқыма білдегі	ткацкий станок
mud	балшық	грязь
museum	мұражай	музей
musical instrument	музыкалық аспап	музыкальный инструмент

English	Kazakh	Russian
musician	музыкант	музыкант
nation	ұлт	нация
naughty	бұзық/тілазар	непослушный
poet	ақын	поэт
protect	қорғау	защищать
ride (n)	сапар	поездка
row a boat	қайық есу	грести
scales	таразы	весы
scary	қорқынышты	страшный
scientist	ғалым	учёный
sharp	өткір	острый
shine	жалтылдау	блестеть
shopping centre	сауда орталығы	торговый центр
spike	найза/сүңгі	шип
spot	орын/дақ, таңба	место/пятно
stick (n)	таяқ	палка
strange	әдеттен тыс/оғаш	странный/необычный
swimming pool	жүзу бассейні	плавательный бассейн
theatre	театр	театр
tower	мұнара	башня
unicorn	жалғыз мүйіз	единорог
weigh	өлшеу/таразылау	взвешивать
wooden bucket	ағаштан жасалған себет	деревянная корзина
wrestle	күресу	бороться

Presentation Skills I

appear	көріну/ шыға келу	появляться
breathe	дем алу	дышать
burn	жану	гореть
catch	қағып алу	ловить
cave	уңгір	пещера
east	шығыс	восток
extract	үзіндіні бөліп алу	извлекать /отрывок
fascinating	әсерлі	захватывающий
knight	сері	рыцарь
loose	бос	свободный
mythical creature	мифтік жаратылыс	мифическое существо
poison	у	яд
pure	таза	чистый/ чистота
reptile	бауырмен жорғалаушы	рептилия
shy	ұялшақ	застенчивый
single	жалғыз/жалғыз ғана	одинокий/единственный

English

Kazakh

Russian

Storytime I

arrow	жебе	стрела
bow	садақ	лук
bow down	иілу	кланяться
cheer	сергіту/көңілін көншіту	подбадривать
courage	батылдық	смелость
cruel	қатыгез	жестокий
fire (v)	өртеу	поджигать
hit	ұру	бить
manage	басқару	управлять
obey	бағыну	подчиняться
pole	дiңгек	столб
punish	жазалау	наказывать
rule	ереже	правило
shoot	ату	стрелять
shot	атыс/ ату	выстрел
square	алаң	площадь
strength	күш	сила
wicked	ашулы	злой

Module 3

a hundred	жүз	сто
a thousand	мың	тысяча
attraction	тартылыс/аттракцион	аттракцион
boot	бәтәңкә/өтік	ботинок/ сапог
brave	батыл	смелый
coral	маржан	коралл/коралловый
deep	терең	глубокий
desert	шөл/сахара	пустыня
dive	сүңгу	нырять
exhibition	көрме	выставка
expedition	экспедиция	экспедиция
fashion	сән	мода
flow	тасқын	поток
heritage	мұра	наследие
island	арал	остров
knee	тізе	колени
lake	көл	озеро
leaf	өсімдік жапырағы	лист растения
lean on	бір нәрсеге сүйену	опираться на..., полагаться на...
mansion	жекежай	особняк
mountain	тау	гора

English	Kazakh	Russian
natural	табиғи	натуральный
needle	инө	игла
ocean	мұхит	океан
pine	қарағай	сосна
present (n)	сыйлық	подарок
rainforest	тропикалық орман	тропический лес
reef	риф	риф
right	оң/дұрыс	право/правильный
river	өзен	река
rock	тас	камень
rubbish	қоқыс	мусор
rucksack	жолдорба	рюкзак
sand	құм	песок
soft	жұмсақ	мягкий
sore	сырқатты/қабынған	болезненный/воспалённый
sunburnt	күнге күйген	загорелый
treasure	қазына	сокровище
underwater	су астында	под водой
waterfall	сарқырама	водопад
wonder (n)	ғажап/таңғажайып	чудо/диво

Module 4

alone	жалғыз	один/ одинокий
architect	сәулетші	архитектор
body language	ым-ишара	жест, знак
cable car	тауға көтеретін жол/фуникулер	фуникулёр
carry	тасымалдау, кию	перевозка/носить
chance	мүмкіндік	шанс
chat	өңгімелесу	разговаривать
cheap	арзан	дешёвый
cheek	бет	щёка
communicate	араласу/ тілдесу	общаться
computer programmer	компьютерлік бағдарламашы	программист
dangerous	қауіпті	опасный
dentist	тіс дәрігері	стоматолог
design	дизайн	дизайн
dirty	кірлеген/лас	грязный
electrician	электрші	электрик
expensive	қымбат	дорогой
ferry	паром/ сал	паром
fix	бекіту/ жөндеу	чинить
gadget	құрылғы	гаджет

English	Kazakh	Russian
helicopter	тікұшақ	вертолёт
helmet	дулыға	шлем
hilltop	тебенің басы	вершина холма
hot-air balloon	өуе шары	воздушный шар
hug	құшақ/құшақтасу	объятие/обнимать
important	маңызды	важный
interesting	қызықты	интересный
kiss	сүю	поцелуй/ целовать
lift	лифт/жедел саты	лифт
look after	бағу/қарау	присматривать/ухаживать
mechanic	механик	механик
minibus	шағын автобус	микроавтобус
motorbike	мотоцикл	мотоцикл
neighbour	көрші	сосед
news reporter	жаңалық тілшісі	новостной репортёр
nurse	мейірбике	медсестра
photographer	фотограф/суретке түсіруші	фотограф
plane	ұшақ	самолёт
rails	рельстер	рельсы
safe	қауіпсіз	безопасный
scooter	скутер	скутер
seat belt	белбеу, белдік	ремень
shake	қағып-сілкіу/ шайқау	трясти/встряхивать
share	бөлісу	делиться
ship	кеме	корабль
shop assistant	сатушы	продавец
sight	көрікті жерлер	достопримечательности
skyscraper	зәулім үй	небоскрёб
tasty	дәмді	вкусный
three-wheeled	үш дөңгелекті	трёхколёсный
tram	трамвай	трамвай
transport	көлік (тасу)	транспорт
tyre	дөңгелек/шиналар	шина
underground	метро	метро
uniform	бірыңғай формалы киім	униформа
van	фургон/күйме/жабық арба	фургон
village	ауыл	деревня
waitress	даяшы	официант
yacht	яхта, қайық	яхта

English**Kazakh****Russian****Presentation Skills II**

ceramics	керамика/күйіктас	керамика
corn	жүгері	кукуруза
destination	межелі жер/бағыт	место назначения/направление
southern	оңтүстік	южный

Storytime II

archer	мерген	стрелок
army	өскер	армия
at once	бірден/ тез арба /дереу	сразу/незамедлительно/ немедленно
attack	шабуыл/шабуыл жасау	атака/ нападать
battle	шайқас	битва
celebrate	атап өту/тойлау	отмечать/ праздновать
cloud	бұлт	облако
dust	шаң	пыль
eventually	соңында	в конце концов/ в итоге
gallop	шоқырақ	галоп
in the distance	қашықтықта	на расстоянии
invader	жаулап алушы/басқыншы	захватчик/налётчик
line up	сапқа тұру	выстраиваться/ строить в ряд
note	жазба/ жазбахат/жазып алу	записка/записывать
puzzled	шатасқан/жаңылған	быть в замешательстве
realise	түсіну	понимать
respect	құрмет/құрметтеу	уважение/уважать
suddenly	аяқ астынан, кенеттен, күтпеген жерден	неожиданно
trumpet	құбыр	труба
warning tune	ескерту әуені	предупреждающая мелодия
watchman	күзетші	сторож

Module 5

active	белсенді	активный
avalanche	көшкін	лавина
blanket	жұмсақ көрпе	одеяло
brick	кірпіш	кирпич
camp stove	жылжымалы электр пеші	переносная электрическая плита
campfire	лагерь оты	костёр
cool box	салқындатқыш	кулер
countryside	қаланың шеті	пригород
drop	тамшы/ түсіріп алу	капля/ ронять
dry	құрғақ/құрғату	сухой/ сушить
emergency	төтенше жағдай	чрезвычайная ситуация
firewood	отын	дрова
first-aid kit	алғашқы көмек дәріқобдишасы	аптечка первой помощи

English	Kazakh	Russian
fishing rod	қармақ	удочка
flood	су тасқыны	наводнение
hail	бұршақ	град
ice crystal	мұз кристалы	ледяной кристалл
It's cloudy.	бұлтты	Облачно.
It's cold.	суық	Холодно.
It's foggy.	тұманды	Туманно.
It's hot.	ыстық	Жарко.
It's raining.	Жаңбыр жауып тұр.	Идёт дождь.
It's snowing.	Қар жауып тұр.	Идёт снег.
It's sunny.	Күн шуақ.	Солнечно.
It's windy.	Желді.	Ветрено.
light	жарық	свет/ светить
litter	қоқыс	мусор
penknife	бөкі/ пышақ	перочинный нож
sculpture	мүсін	скульптура
snowflake	қар бұршігі, қар ұнтағы	снежинка, снежные хлопья
spy	тыңшы/тың тыңдау	шпион/ шпионить
storm	дауыл	шторм
temperature	температура	температура
thunder and lightning	күннің күркіреуі мен найзағай	гром и молния
tie	галстук	галстук
tornado	қатты құйын, торнадо	торнадо
view (n)	көрініс	вид
volcano	жанартау	вулкан
wet	дымқыл/ ылғалды	мокрый
whistle (n)	ысқырық	свисток/свист
wild	жабайы	дикий

Module 6

a bar of chocolate	шоколадтың бір бөлігі	плитка шоколада
a bottle of cola	бір бөтелке кола	бутылка колы
a carton of juice	бір қаптама шырын	упаковка сока
a jar of honey	бір құты бал	буханка хлеба
a loaf of bread	бір бөлке нан	кусок хлеба
a packet of peas	бір қаптама бұршақ	пакет гороха
a pot of yogurt	бір қаптама йогурт	упаковка йогурта
bowl	табақ	миска
cabbage	қырыққабат	капуста
chew	шайнау	жевать
chimpanzee	шимпанзе	шимпанзе
chips	қытырлақ картоп	чипсы картофельные

English	Kazakh	Russian
cracker	крекер	крекер
crisps	қытырлақ картоп	чипсы
cucumber	қияр	огурец
cure	емдеу	лечить
cut down	шабу, шауып түсіру	срубать
damage	залал, зақымдау	вред/ вредить/ разрушать
dessert	десерт/тәтті	десерт
destroy	бұзу, жою	уничтожать/ разрушать
dolphin	дельфин	дельфин
energy	қуат	энергия
flavour	дәм	вкус
fur	жүн	мех
gorilla	горилла	горилла
gum	сағыз	жевательная резинка
healthy	сау/пайдалы	здоровый
hot and spicy	ыстық /ащы	горячий и острый
junk food	фастфуд/ пайдасыз тағам	фастфуд/вредная пища
leopard	қабылан	леопард
lettuce	салат	салат
mayonnaise	майонез	майонез
melt	еру	таять
monument	монумент	монумент
mushroom	саңырауқұлақ	гриб
mustard	қыша	горчица
olive oil	зәйтүн майы	оливковое масло
oxygen	оттегі	кислород
peanut	жержаңғақ	арахис
pence	пенс	пенни, пенс (цент)
pepper	бұрыш	перец
polar bear	полярлық аю	полярный медведь
pollute	кірлету, ластау	загрязнять
pound	фунт	фунт
properly	дұрыс	правильно
rare	сирек	редкий
rhino	мүйізтұмсық	носорог
salt	тұз	соль
sauce	тұздық	соус
sausage	шұжық	сосиска/колбаса
save	сақтау	сохранять
slice	бөлік	кусочек
snack	тіскебасар	закуска
steak	стейк	стейк
unusual	өзгеше, ерекше	необычный

English**Kazakh****Russian**

walnut	грек жаңғағы	грецкий орех
watermelon	қарбыз	арбуз
well done	керемет жұмыс	отличная работа

Presentation Skills III

aggressive	ызақор	агрессивный
become extinct	жойылу	вымирать
chop off	кесіп алу	отрезать
discover	зерттеу/ашу	изучать/ открывать
disgusting	жиренішті	отвратительный
gentle	нәзік	нежный
leader	көшбасшы	лидер
log	толтыру	записывать
male	ерлер, еркек	мужской (пол)/ мужчина
roll	орау/бүктеу	свёртывать/ катить
thick	жуан, ірі	толстый
tusk	азу тіс	бивень/ клык
vegetarian	ет жемейтін адам	вегетарианец
well-hidden	жақсы жасырылған	хорошо спрятанный

Storytime III

dig	жер қазу	копать
hardly	өрең	едва
huge	үлкен	огромный
hurricane	дауыл	ураган
lazy	жалқау	ленивый
reward	марапат	награда
servant	қызметші	служачий/ слуга/ прислуга
stare	қадала қарау	смотреть пристально
upset	ренішті	расстроенный

Module 7

alien	басқа ғаламшарлық, басқа планеталық	инопланетянин
astronaut	ғарышкер, астронавт	астронавт
bright	жарқын	яркий
buy souvenirs	кәдесый сатып алу	покупать сувениры
cash	қолма-қол ақша	наличные деньги
cheque	чөк	чөк
comet	құйрықты жұлдыз, комета	комета
cosmonaut	ғарышкер	космонавт
degree	деңгей, дәреже	степень
Earth	Жер	Земля

English	Kazakh	Russian
footprint	аяқ ізі	след от стопы
go fishing	балық аулау	ловить рыбу
go hiking	жорыққа шығу	идти/отправиться в поход
go sightseeing	көрікті жерлерді керу	осматривать достопримечательности
goggles	көзілдірік	очки
Jupiter	Юпитер	Юпитер
Mars	Марс	Марс
Mercury	Меркурий	Меркурий
Neptune	Нептун	Нептун
orbit	кеңістік	орбита
pack a suitcase	шабадан жинау	собирать чемодан
planetarium	планетарий	планетарий
rocket	ракета	ракета
Saturn	Сатурн	Сатурн
seashell	қабыршақ, бақалшық	ракушка
shark	акула	акула
sheriff	шериф	шериф
shuttle	шаттл/кішкене қайық	шаттл
space station	ғарыш бекеті	космическая станция
spaceship	ғарыш кемесі	космический корабль
spacesuit	ғарыштық костюм	скафандр
Sun	күн	Солнце
sunbathe	күнге кую	загорать/ принимать солнечные процедуры
sunglasses	күннен қорғайтын көзілдірік	солнечные очки
sunscreen	күннен қорғайтын крем	крем от загара
surface	беті, үсті	поверхность
swimming trunks	суға түскенде киетін киім	плавки
swimsuit	шомылуға арналған киім	купальник
telescope	телескоп	телескоп
towel	орамал	полотенце
Uranus	Уран	Уран
Venus	Шолпан	Венера
whale	кит	кит

Module 8

alarm clock	оятқыш (сағат)	будильник
astronomer	астроном	астроном
battery	батарея	батарея
belt	белдік	ремень/ пояс
blender	блендер	блендер
bracelet	білезік	браслет
built-in	салынған	встроенный

English	Kazakh	Russian
calculate	есептеу	рассчитывать/ высчитывать
candle	шам	свеча
cassette player	касета ойнатқышы	кассетный проигрыватель
charge	зарядтау	заряжать
clay	ермексаз	пластилин
connect	жалғау	соединять
digital thermometer	сандық термометр	цифровой термометр
dishwasher	ыдыс жуғыш мәшине	посудомоечная машина
flick	жарықтандыру	осветить
fridge	тоңазытқыш	холодильник
futuristic	футуристiк	футуристический
glass	шыны	стекло/ стакан
gravity	ауырлық дәрежесi	гравитация
hairdryer	шаш кептiргiш	фен
handle	тұтқа/сап	ручка
high-tech	жоғары технологиялық	высокотехнологичный
hoverboard	артқы панель	ховерборд
invention	өнертабыс	изобретение
It's made of	Ол... жасалған	Это сделано из...(чего-либо)
It's used for	Ол ... үшін пайдаланылады	Это используется для...
kettle	шәугiм	чайник
last (v)	созылу жалғасы	длиться/ продолжаться
leather	былғары	кожа (материал)
lever	тұтқыш	рычаг
machine	станок	машина/ станок
metal	металл	металл/металлический
microwave	қысқа толқынды пеш	микроволновая печь
mirror	айна	зеркало
pair	жұп	пара
plastic	пластик	пластик
pot	шәйнек	котёл/ чайник
press	басу	нажимать
project	жоба	проект
push	итеру	толкать
remote control	басқару құрылғысы	пульт управления
scarf	мойынорағыш	шарф
single	жалғыз	одинокий
skin	тері	кожа
solution	шешім	решение
speed	жылдамдық/ шапшаңдық	скорость
straw	түтік/ түтікше	трубочка
touchscreen	сенсорлық экран	сенсорный экран
typewriter	баспа мәшinesi	печатная машинка

English	Kazakh	Russian
vacuum cleaner	шаңсорғыш	пылесос
washing machine	кіржугыш мәшине	стиральная машина
wax	балауыз	воск
wearable	киюге жарамды	пригодный для носки
wood	ағаш	дерево
wool	жүн	шерсть
wrist	білек	запястье

Presentation Skills IV

computing ability	есептеу қабілеті	вычислительная способность
engineer	инженер	инженер
keyboard	пернетақта	клавиатура
less	аздау/азырақ	меньше
store	дүкен	магазин

Storytime IV

blame	кінәлау	винить
bull	бұқа	бык
daughter	қызы	дочь
drown	суға бату/батыру	тонуть/топить
escape	қашу	избегать
float	жүзу, қалқу	плыть/быть на плаву
frame	жақтау	рамка
freedom	еркіндік	свобода
gather	бірге жиналу	собирать (вместе)
guard	қорғау	охранять
heartbroken	жаралы жүрегімен	с разбитым сердцем
heat	жылы	тепло
human	адам	человек
maze	шытырман	лабиринт
memory	жад, ес	память
minotaur	минотавр	минотавр
overconfident	тым сенімді	самонадеянный
palace	сарай/қорған	замок
port	айлақ	порт
prince	ханзада	принц
prisoner	тұтқын, қамаудағы адам	заключённый/ узник
stick (v)	жабыстыру, қадау	прикреплять
talented	дарынды	талантливый
wings	қанаттар	крылья

Smiles 4

Pupil's Book
for Kazakhstan Grade 4




Smiles has been specially designed to help young learners develop a positive attitude towards learning as well as the *21st Century Skills* that are necessary in the modern world.




Pupil's Book




Pupil's Multi-ROM
(Pupil's CD/DVD)



Teacher's Book
(Interleaved)



Picture
Flashcards



Activity Book



Vocabulary &
Grammar Practice



Teacher's Multimedia
Resource Pack:

- Class CDs
- DVD
- Resource Pack CD-ROM

Recommended for use with *Smiles 4*



Posters/
Cross-Curricular Posters



Interactive
Whiteboard
Software



Express Publishing

ISBN 978-1-4715-7756-7



9 781471 577567